


INOX GREEN ENERGY SERVICES LIMITED (formerly Known as Inox Wind Infrastructure Services Limited)

CIN: U45207GJ2012PLC070279

Standalone Balance Sheet as at 31 March 2022

(₹ In Lakhs)

Particulars	Notes	As at	
		31 March 2022	31 March 2021
ASSETS			
1 Non-current assets			
(a) Property, plant and equipment	5	84,114.20	76,202.94
(b) Capital work-in-progress	5a	1,175.27	4,784.70
(c) Intangible assets	6	0.97	1.56
(d) Financial assets			
(i) Investments	7		
-In subsidiaries		11,252.31	11,215.29
-In associates		5,104.00	5,104.00
(ii) Other non-current financial assets	9	50,957.97	47,340.47
(e) Deferred tax assets (net)	10	12,550.74	10,075.44
(f) Income tax assets (net)	11	1,630.52	1,207.92
(g) Other non-current assets	12	860.00	1,475.31
Total Non - current assets		1,67,645.98	1,57,407.63
2 Current assets			
(a) Inventories	13	2,137.81	32,719.80
(b) Financial assets			
(i) Trade receivables	14	6,820.31	22,961.40
(ii) Cash and cash equivalents	15	4,375.83	1,908.32
(iii) Bank balances other than (ii) above	16	2,515.85	810.87
(iv) Loans	8	4,062.99	4,205.28
(v) Other current financial assets	9	2,218.96	3,938.77
(c) Other current assets	12	8,943.68	28,185.71
Total Current assets		31,075.43	94,730.15
Total Assets		1,98,721.41	2,52,137.78



INOX GREEN ENERGY SERVICES LIMITED (formerly Known as Inox Wind Infrastructure Services Limited)

CIN: U45207GJ2012PLC070279

Standalone Balance Sheet as at 31 March 2022

(₹ in Lakhs)

Particulars	Notes	As at	
		31 March 2022	31 March 2021
EQUITY AND LIABILITIES			
EQUITY			
(a) Equity share capital	17	23,501.63	12,861.99
(b) Equity component of compound financial instrument	20a	-	3,290.28
(c) Other equity	18	67,214.59	(5,413.94)
Total equity		90,716.22	10,738.33
LIABILITIES			
1 Non-current liabilities			
(a) Financial liabilities			
Borrowings	20	16,425.96	24,918.56
(ii) Other financial liabilities	21	-	480.23
(b) Other non-current liabilities	23	23,856.42	6,157.63
(c) Provisions	22	219.25	200.87
Total Non-current liabilities		40,501.63	31,757.29
2 Current liabilities			
(a) Financial liabilities			
(i) Borrowings	24	53,013.00	97,454.89
(ii) Trade payables	25		
a) total outstanding dues of micro enterprises and small enterprises			66.56
- total outstanding dues of creditors other than micro enterprises and small enterprises		5,916.75	47,540.62
(iii) Other financial liabilities	21	1,587.76	29,341.59
(b) Other current liabilities	23	6,976.98	35,191.24
(c) Provisions	22	9.07	47.26
Total current liabilities		67,503.56	2,09,642.16
Total Equity and Liabilities		1,98,721.41	2,52,137.78

The accompanying notes (1 to 58) are an integral part of the Standalone Financial Statements

As per our report of even date attached

For Dewan PN Chopra & Co.

Chartered Accountants

Firm's Registration No 000472N

Sandeep Dahiya
Partner
Membership No. 505371

For and on behalf of the Board of Directors

Vineet Valentine Davis
Director
DIN : 06709239


Manoj Dixit
Director
DIN : 06709232

Govind Prakash Rathor
Chief Financial Officer

Pooja Paul
Company Secretary

Place : New Delhi
Date : 13 May 2022

Place : Noida
Date : 13 May 2022



INOX GREEN ENERGY SERVICES LIMITED (formerly Known as Inox Wind Infrastructure Services Limited)
CIN: U45207GJ2012PLC070279
Standalone Statement of Profit and Loss for the year ended 31 March 2022

				(₹ In Lakhs)	
Particulars	Notes	2021-22	2020-21		
Revenue					
Revenue from operations	26	17,399.58	17,682.43		
Other Income	27	<u>1,017.13</u>	<u>1,486.35</u>		
Total Income (I)		18,416.71	19,168.78		
Expenses					
O&M and Common infrastructure facility expense	28	4,829.57	5,390.00		
Purchases of stock-in-trade	28a	2,219.83	-		
Changes in inventories	28b	(776.48)	-		
Employee benefits expense	29	2,166.13	1,879.00		
Finance costs	30	5,214.91	6,052.70		
Depreciation and amortisation expense	31	4,883.63	4,908.26		
Other expenses	32	<u>540.47</u>	<u>1,710.37</u>		
Total Expenses (II)		19,078.06	19,940.33		
Profit/(Loss) before exceptional item and tax from continuing operations (I-II=III)		(661.35)	(771.55)		
Profit/(Loss) before tax from continuing operations (III - IV = V)		(661.35)	(771.55)		
Tax expense (IV):	34				
Deferred tax		(221.23)	(272.00)		
		<u>(221.23)</u>	<u>(272.00)</u>		
Profit/(Loss) after tax for the period from continuing operations (III-IV=V)		(440.12)	(499.55)		
Discontinued operations (Refer Note 47)					
Profit/(Loss) for the period/year from discontinued operations		(7,531.24)	(10,205.41)		
Tax credit from discontinued operations		<u>(2,266.92)</u>	<u>(3,514.01)</u>		
Profit/(loss) after tax for the period/year from discontinued operations (VI)		(5,264.32)	(6,691.40)		
Profit/(loss) after tax for the period/year (V+VI=VII)		(5,704.44)	(7,190.95)		
Other Comprehensive Income from continuing operations (VIII)					
A (i) Items that will not be reclassified to profit or loss					
Remeasurements of the defined benefit plans		44.01	17.00		
Tax on above		<u>(15.38)</u>	<u>(6.00)</u>		
		28.63	11.00		
Other Comprehensive Income from discontinued operations (IX)					
A (i) Items that will not be reclassified to profit or loss					
Remeasurements of the defined benefit plans		(7.17)	5.00		
Tax on above		<u>2.51</u>	<u>(2.00)</u>		
		(4.66)	3.00		
Total Comprehensive Income for the year (VII + VIII+IX=X)		(5,680.47)	(7,176.95)		
Earnings earnings/(loss) per share (₹) for continuing operations [Face value of	35	(0.22)	(0.42)		
Earnings earnings/(loss) per share (₹) for discontinued operations [Face value	35	(2.67)	(5.51)		
The accompanying notes (1 to 58) are an integral part of the Standalone Financial Statements					

As per our report of even date attached
For Dewan PN Chopra & Co.
Chartered Accountants
Firm's Registration No 000472N

Sandeep Dahiya
Partner

Membership No. 505371

Place : New Delhi
Date : 13 May 2022

For and on behalf of the Board of Directors

Vineet Valentine Davis
Director

DIN : 06709239


Govind Prakash Rathor
Chief Financial Officer

Manoj Dixit
Director

DIN : 06709232

Pooja Paul
Company Secretary

Place : Noida
Date : 13 May 2022




INOX GREEN ENERGY SERVICES LIMITED (formerly Known as Inox Wind Infrastructure Services Limited)

CIN: U45207GJ2012PLC070279

Standalone Statement of cash flows for the year ended 31 March 2022

(₹ in Lakhs)

Particulars	2021-2022	2020-2021
Profit/(loss) after tax for the year from continuing operations	(440.12)	(499.55)
Profit/(loss) after the tax for the year from discontinued operations	(5,264.32)	(6,691.40)
Adjustments for:		
Tax expense	(2,488.15)	(3,786.01)
Finance costs	10,029.97	14,495.33
Interest income	(892.44)	(778.91)
Allowance for expected credit losses	3,555.49	1,995.91
Bad debts, remissions and liquidated damages	-	1,364.81
Depreciation and amortisation expense	4,883.63	4,908.25
Loss on conversion of OCD	200.27	-
Net (gains)/loss on derivative portion of compound financial instrument	-	(695.73)
Net (gains)/loss on Mutual Fund	-	(13.90)
Profit on Sale investment in subsidiaries	(81.61)	-
Impairment in value of inter-corporate deposit to subsidiaries	(4,719.36)	-
Operating profit/(loss) before working capital changes	4,783.36	10,298.80
Movements in working capital:		
(Increase)/Decrease in Trade receivables	12,585.60	(436.03)
(Increase)/Decrease in Inventories	30,581.99	21.59
(Increase)/Decrease in Other financial assets	(2,188.16)	(5,611.23)
(Increase)/Decrease in Other assets	19,854.70	(3,179.46)
Increase/(Decrease) in Trade payables	(35,892.43)	6,191.29
Increase/(Decrease) in Other financial liabilities	(3,291.69)	(2,204.96)
Increase/(Decrease) in Other liabilities	(10,515.47)	4,623.43
Increase/(Decrease) in Provisions	17.03	38.28
Cash generated from operations	15,934.93	9,741.71
Income taxes paid	(422.60)	1,445.70
Net cash generated from/(used in) operating activities	15,512.33	11,187.41
Cash flows from investing activities		
Purchase of property, plant and equipment (including changes in capital work-in-progress, capital creditors and capital advance)	(9,348.54)	(7,948.03)
Investment in subsidiaries and associates	159.61	(9,267.19)
Purchase of mutual funds	-	299.33
Interest received	2,706.81	554.03
Inter corporate deposits given	1,652.64	(1,266.91)
Inter corporate deposits received back	1,395.80	94.74
Movement in Bank fixed deposits	(1,870.58)	(56.58)
Net cash (used in) investing activities	(5,304.26)	(17,590.57)
Cash flows from financing activities		
Proceeds from non-current borrowings	24,610.51	20,787.78
Repayment of non-current borrowings	(13,583.33)	(24,656.16)
Proceeds from/(repayment of) short term loans (net)	(5,254.32)	21,673.89
Finance costs	(13,513.42)	(9,761.12)
Net cash generated from financing activities	(7,740.57)	8,044.39
Net increase in cash and cash equivalents	2,467.50	1,640.33
Cash and cash equivalents at the beginning of the year	1,908.32	267.99
Cash and cash equivalents at the end of the year	4,375.82	1,908.32



INOX GREEN ENERGY SERVICES LIMITED (formerly Known as Inox Wind Infrastructure Services Limited)
CIN: U45207GJ2012PLC070279
Standalone Statement of cash flows for the year ended 31 March 2022

Particulars	(₹ in Lakhs)	
	2021-2022	2020-2021

Changes in liabilities arising from financing activities during year ended 31 March 2022

Particulars	Current borrowings		Non Current borrowings	Equity Share Capital
	Opening Balance	78,858.39	47,749.98	12,861.99
Conversion of Debenture into Equity	-	(20,000.00)	2,480.21	
Conversion of ICD into preference share	20,000.00	-	-	
Conversion of ICD into Equity	(39,187.57)	-	4,859.51	
Cash flows	(5,254.32)	11,027.17	-	
Interest expense	3,819.85	4,997.95	-	
Interest paid	(6,839.89)	(7,653.96)	-	
Interest convert to Equity Share	9,690.90	-	-	
Interest Transfer as per BTA	3,267.46	-	-	
Transfer through BTA	(24,359.40)	(6,500.00)	-	
Issue of share capital other than cash consideration	-	-	3,299.91	
Closing Balance	39,995.91	29,621.14	23,501.62	

Changes in liabilities arising from financing activities during the year ended 31 March 2021

Particulars	Current borrowings		Non Current borrowings	Equity Share Capital
	Opening Balance	79,065.06	59,286.41	11,621.30
Conversion of Debenture into Equity	-	(10,000.00)	1,240.69	
Cash flows	21,673.89	(3,868.38)	-	
Interest expense	5,631.44	3,183.70	-	
Interest paid	(4,777.33)	(3,754.70)	-	
Unwinding cost of compounding financial instrument	-	2,902.95	-	
Closing Balance	1,01,593.06	47,749.98	12,861.99	

Notes:


- 1 The above standalone statement of cash flows has been prepared and presented under the indirect method.
- 2 Components of cash and cash equivalents are as per Note 15
- 3 The accompanying notes (1 to 58) are an integral part of the Standalone Financial Statements


As per our report of even date attached

For Dewan PN Chopra & Co.
Chartered Accountants
Firm's Registration No 000472N

Sandeep Dahiya
Partner
Membership No. 505371

For and on behalf of the Board of Directors


Vineet Valentine Davis
Director
DIN : 06709239



Manoj Dixit
Director
DIN : 06709232


Govind Prakash Rathor
Chief Financial Officer


Pooja Paul
Company Secretary

Place : New Delhi
Date : 13 May 2022

Place : Noida
Date : 13 May 2022



INOX GREEN ENERGY SERVICES LIMITED (formerly Known as Inox Wind Infrastructure Services Limited)

Statement of changes in equity for the year ended 31 March 2022

A. Equity share capital

Balance as at 31 March 2022				(₹ in Lakhs)
Balance at the beginning of the current reporting period	Changes in Equity Share Capital due to prior period errors	Restated balance at the beginning of the current reporting period	Changes in equity share capital during the current year	Balance at the end of the current reporting period
	12,861.99	-	10,639.64	23,501.63

Balance as at 31 March 2021				(₹ in Lakhs)
Balance at the beginning of the previous reporting period	Changes in Equity Share Capital due to prior period errors	Restated balance at the beginning of the previous reporting period	Changes in equity share capital during the previous year	Balance at the end of the previous reporting period
	11,621.30	-	1,240.69	12,861.99

B. Other equity

Particulars	Reserve and Surplus				(₹ in Lakhs)
	Securities premium	Debenture Redemption Reserve	Retained earnings	General Reserve	Total
Balance as at 1 April 2020	8,289.88	1,800.00	(17,059.19)	-	(6,969.31)
Additions during the year:					
Transfer on account of Redemption of Debenture Security Premium	8,759.31	(1,800.00)		1,800.00	
Stamp duty paid on increase of authorised share capital	(26.80)				8,759.31
Profit/(loss) for the year from continuing operations			(499.55)		(26.80)
Profit/(loss) for the year from discontinued operations			(6,692.17)		(499.55)
Other comprehensive income for the year, net of income tax (*) from continuing operations			11.60		(6,692.17)
Other comprehensive income for the year, net of income tax (*) from discontinued operations			3.00		11.60
Total comprehensive income for the year	8,732.51	(1,800.00)	(7,177.13)	1,800.00	1,555.38
Transfer from retained earnings					3.00
Balance as at 1 April 2021	17,022.38	-	(24,236.32)	1,800.00	(5,413.94)
Additions during the year:					
Transfer on account of Conversion of OCD Security Premium	75,158.37		3,290.28		3,290.28
Stamp duty paid on increase of authorised share capital	(139.65)				75,158.37
Profit/(loss) for the year from continuing operations			(440.12)		(139.65)
Profit/(loss) for the year from discontinued operations			(5,264.32)		(440.12)
Other comprehensive income for the year, net of income tax (*) from continuing operations			28.63		(5,264.32)
Other comprehensive income for the year, net of income tax (*) from discontinued operations			(4.66)		28.63
Total comprehensive income for the year	75,018.72	-	(2,390.19)	-	(4.66)
Transfer from retained earnings					72,628.53
Balance as at 31 March 2022	92,041.10	-	(26,626.51)	1,800.00	67,214.59

(*) Other comprehensive income for the year classified under retained earnings is in respect of remeasurement of defined benefit plans.

The accompanying notes (1 to 58) are an integral part of the Standalone Financial Statements

As per our report of even date attached
For Dewani PN Chopra & Co.
Chartered Accountants
Firm's Registration No 000472N

For and on behalf of the Board of Directors

Sandeep Dahiya
Partner
Membership No. 505371

Vineet Valentine Davis
Director
DIN : 06709239


Manoj Dixit
Director
DIN : 06709232

Govind Prakash Rathor
Chief Financial Officer

Pooja Paul
Company Secretary

Place : New Delhi
Date : 13 May 2022

Place : Noida
Date : 13 May 2022



INOX GREEN ENERGY SERVICES LIMITED (formerly Known as Inox Wind Infrastructure Services Limited)

Notes to the standalone financial statements for the period ended 31 March 2022

1. Company information

Inox Green Energy Services Limited ("the Company") is a public limited company incorporated in India. The Company is engaged in the business of Erection, Procurement and Commissioning ("EPC"), Operations and Maintenance ("O&M"), Common Infrastructure Facilities services and Development of wind farm services for WTGs. The Company is a subsidiary of Inox Wind Limited which is a subsidiary of Inox Wind Energy Limited and its ultimate holding company is Inox Leasing and Finance Limited. The area of operations of the Company is within India.

The Company's registered office is located at Survey No. 1837 & 1834 ABS Tower, 2nd Floor, Old Padra Road, Vadodara- 390007, Gujarat.

2. Statement of compliance and basis of preparation and presentation

2.1 Statement of Compliance

These financial statements are the separate financial statements of the Company (also called standalone financial statements) and comply in all material aspects with the Indian Accounting Standards ("Ind AS") notified under section 133 of the Companies Act, 2013 ("the Act") and other relevant provisions of the Act.

2.2 Basis of Measurement

These Financial statements are presented in Indian Rupees (INR), which is also the Company's functional currency. All amounts have been rounded-off to the nearest lakhs, unless otherwise indicated.


These financial statements have been prepared on the historical cost basis except for certain financial instruments that are measured at fair values at the end of each reporting period, as explained in the significant accounting policies.

Historical cost is generally based on the fair value of the consideration given in exchange for goods and services.

Fair value is the price that would be received to sell an asset or paid to transfer a liability in an orderly transaction between market participants at the measurement date, regardless of whether that price is directly observable or estimated using another valuation technique. In estimating the fair value of an asset or a liability, the Company takes into account the characteristics of the asset or liability if market participants would take those characteristics into account when pricing the asset or liability at the measurement date. Fair value for measurement and/or disclosure purposes in these financial statements is determined on such a basis, except for leasing transactions that are within the scope of Ind AS 17, and measurements that have some similarities to fair value but are not fair value, such as net realizable value in Ind AS 2 or value in use in Ind AS 36.

In addition, for financial reporting purposes, fair value measurements are categorized into Level 1, 2, or 3 based on the degree to which the inputs to the fair value measurements are observable and the significance of the inputs to the fair value measurement in its entirety, which are described as follows:

- Level 1 inputs are quoted prices (unadjusted) in active markets for identical assets or liabilities that the entity can access at the measurement date;
- Level 2 inputs are inputs, other than quoted prices included within Level 1, that are observable for the asset or liability, either directly or indirectly; and
- Level 3 inputs are unobservable inputs for the asset or liability.



INOX GREEN ENERGY SERVICES LIMITED (formerly Known as Inox Wind Infrastructure Services Limited)

Notes to the standalone financial statements for the period ended 31 March 2022

2.3 Basis of Preparation and Presentation

Accounting policies have been consistently applied except where a newly issued accounting standard initially adopted or a revision to an existing accounting standard requires a change in the accounting policy hitherto in use.

These financial statements have been prepared on accrual and going concern basis. The accounting policies are applied consistently to all the periods presented in the financial statements.

Any asset or liability is classified as current if it satisfies any of the following conditions:

- the asset/liability is expected to be realized/settled in the Company's normal operating cycle;
- the asset is intended for sale or consumption;
- the asset/liability is held primarily for the purpose of trading;
- the asset/liability is expected to be realized/settled within twelve months after the reporting period;
- the asset is cash or cash equivalent unless it is restricted from being exchanged or used to settle a liability for at least twelve months after the reporting date;
- in the case of a liability, the Company does not have an unconditional right to defer settlement of the liability for at least twelve months after the reporting date.

All other assets and liabilities are classified as non-current.

For the purpose of current/non-current classification of assets and liabilities, the Company has ascertained its normal operating cycle as twelve months.

These Financial Statements were authorized for issue by the Company's Board of Directors on 13 May 2022.

2.4 Particulars of investments in subsidiaries and associates as at 31 March 2022 are as under:

Name of the investee	Principal place of business and country of incorporation	Proportion of the ownership interest and voting rights
a) Subsidiaries		
Flutter Wind Energy Private Limited	India	100%
Flurry Wind Energy Private Limited	India	100%
Tempest Wind Energy Private Limited	India	100%
Vuelta Wind Energy Private Limited	India	100%
Aliento Wind energy Private Limited	India	100%
Vasuprada Renewables Private Limited	India	100%
Suswind Power Private Limited	India	100%
Ripudaman Urja Private Limited	India	100%
Vibhav Energy Private Limited	India	100%
Vigodi Wind Energy Private Limited	India	100%
Haroda Wind Energy Private Limited	India	100%
Khatiyu Wind Energy Private Limited	India	100%
Nani Virani Wind Energy Private Limited	India	100%
Ravapar Wind Energy Private Limited	India	100%
Wind Four Renergy Private Limited (w.e.f. 01 January 2021)	India	100%
b) Associates		
Wind Two Renergy Private Limited	India	100%
Wind Four Renergy Private Limited (w.e.f. 31 December 2020)	India	100%
Wind Five Renergy Limited	India	100%
Wind One Renergy Limited	India	100%



INOX GREEN ENERGY SERVICES LIMITED (formerly Known as Inox Wind Infrastructure Services Limited)
Notes to the standalone financial statements for the period ended 31 March 2022

Wind Three Renergy Limited	India	100%
----------------------------	-------	------

See Note 7 for subsidiaries accounted as 'associates' on cessation of control and vice versa.

3. Significant Accounting Policies

3.1 Business combinations

Acquisitions of businesses are accounted for using the acquisition method. The consideration transferred in a business combination is measured at fair value, which is calculated as the sum of the acquisition-date fair values of the assets transferred by the Company, liabilities incurred by the Company to the former owners of the acquiree and the equity interests issued by the Company in exchange of control of the acquiree. Acquisition-related costs are generally recognised in profit or loss as incurred.

At the acquisition date, the identifiable assets acquired and the liabilities assumed are recognised at their fair value, except that:


- deferred tax assets or liabilities, and assets or liabilities related to employee benefit arrangements are recognised and measured in accordance with Ind AS 12 Income Taxes and Ind AS 19 Employee Benefits respectively;
- assets (or disposal Group) that are classified as held for sale in accordance with Ind AS 105 Non-current Assets Held for Sale and Discontinued Operations are measured in accordance with that Standard.

Goodwill is measured as the excess of the sum of the consideration transferred, the amount of any non-controlling interests in the acquiree, and the fair value of the acquirer's previously held equity interest in the acquiree (if any) over the net of the acquisition-date amounts of the identifiable assets acquired and the liabilities assumed.

In case of a bargain purchase, before recognising a gain in respect thereof, the Company determines whether there exists clear evidence of the underlying reasons for classifying the business combination as a bargain purchase. Thereafter, the Company reassesses whether it has correctly identified all of the assets acquired and all of the liabilities assumed and recognises any additional assets or liabilities that are identified in that reassessment. The Company then reviews the procedures used to measure the amounts that Ind AS requires for the purposes of calculating the bargain purchase. If the gain remains after this reassessment and review, the Company recognises it in other comprehensive income and accumulates the same in equity as capital reserve. This gain is attributed to the acquirer. If there does not exist clear evidence of the underlying reasons for classifying the business combination as a bargain purchase, the Company recognises the gain, after reassessing and reviewing (as described above), directly in equity as capital reserve.

Non-controlling interests that are present ownership interests and entitle their holders to a proportionate share of the entity's net assets in the event of liquidation may be initially measured either at fair value or at the non-controlling interests' proportionate share of the recognised amounts of the acquiree's identifiable net assets. The choice of measurement basis is made on a transaction-by-transaction basis. Other types of non-controlling interests are measured at fair value or, when applicable, on the basis specified in another Ind AS.

When the consideration transferred by the Company in a business combination includes assets or liabilities resulting from a contingent consideration arrangement, the contingent consideration is measured at its acquisition-date fair value and included as part of the consideration transferred in a business combination. Changes in the fair value of the contingent consideration that qualify as measurement period adjustments are adjusted retrospectively, with corresponding adjustments against goodwill or capital reserve, as the case may be. Measurement period adjustments are adjustments that arise from additional information obtained during the 'measurement period' (which cannot exceed one year from the acquisition date) about facts and circumstances that existed at the acquisition date.



INOX GREEN ENERGY SERVICES LIMITED (formerly Known as Inox Wind Infrastructure Services Limited)

Notes to the standalone financial statements for the period ended 31 March 2022

The subsequent accounting for changes in the fair value of the contingent consideration that do not qualify as measurement period adjustments depends on how the contingent consideration is classified. Contingent consideration that is classified as equity is not remeasured at subsequent reporting dates and its subsequent settlement is accounted for within equity. Contingent consideration that is classified as an asset or a liability is remeasured at fair value at subsequent reporting dates with the corresponding gain or loss being recognised in profit or loss.

When a business combination is achieved in stages, the Company's previously held equity interest in the acquiree is remeasured to its acquisition-date fair value and the resulting gain or loss, if any, is recognised in profit or loss. Amounts arising from interests in the acquiree prior to the acquisition date that have previously been recognised in other comprehensive income are reclassified to profit or loss where such treatment would be appropriate if that interest were disposed of.

If the initial accounting for a business combination is incomplete by the end of the reporting period in which the combination occurs, the Company reports provisional amounts for the items for which the accounting is incomplete. Those provisional amounts are adjusted during the measurement period (see above), or additional assets or liabilities are recognised to reflect new information obtained about facts and circumstances that existed at the acquisition date that, if known, would have affected the amounts recognised at that date.

3.2 Goodwill

Goodwill arising on an acquisition of a business is carried at cost as established at the date of acquisition of the business (see Note 3.1 above) less accumulated impairment losses, if any.

For the purposes of impairment testing, goodwill is allocated to each of the Company's cash-generating units (or groups of cash-generating units) that is expected to benefit from the synergies of the combination.


A cash-generating unit to which goodwill has been allocated is tested for impairment annually, or more frequently when there is an indication that the unit may be impaired. If the recoverable amount of the cash-generating unit is less than its carrying amount, the impairment loss is allocated first to reduce the carrying amount of any goodwill allocated to the unit and then to the other assets of the unit pro rata based on the carrying amount of each asset in the unit. Any impairment loss for goodwill is recognised directly in profit or loss. An impairment loss recognised for goodwill is not reversed in subsequent periods.

On disposal of the relevant cash-generating unit, the attributable amount of goodwill is included in the determination of the profit or loss on disposal.

3.3 Revenue recognition

Revenue is recognised upon transfer of control of promised products or services to customers in an amount that reflects the consideration which the Company expects to receive in exchange for those products or services.

- Revenue from time and material and job contracts is recognised on output basis measured by units delivered, efforts expended, number of transactions processed, etc.
- Revenue related to fixed price maintenance and support services contracts where the Company is standing ready to provide services is recognised based on time elapsed mode and revenue is straight lined over the period of performance.
- Revenue from services rendered is recognised in profit or loss in proportion to the stage of completion of transaction at the reporting date and when the costs incurred for the transactions and the costs to complete the transaction can be measured reliably, as under:
- Revenue from EPC is recognised on the basis of stage of completion by reference to surveys of work performed.




INOX GREEN ENERGY SERVICES LIMITED (formerly Known as Inox Wind Infrastructure Services Limited)
Notes to the standalone financial statements for the period ended 31 March 2022

- Revenue from operations and maintenance and common infrastructure facilities contracts is recognised over the period of the contract, on a straight-line basis w.e.f signing of contracts.
- Revenue is measured at the fair value of the consideration received or receivable and is recognised when it is probable that the economic benefits associated with the transaction will flow to the Company and the amount of income can be measured reliably. Revenue is net of returns and is reduced for rebates, trade discounts, refunds and other similar allowances. Revenue is net of goods and service tax.
- Revenue is measured based on the transaction price, which is the consideration, adjusted for volume discounts, service level credits, performance bonuses, price concessions and incentives, if any, as specified in the contract with the customer.
- Revenue also excludes taxes collected from customers. Revenue from subsidiaries is recognised based on transaction price which is at arm's length. Contract assets are recognised when there is excess of revenue earned over billings on contracts.
- Contract assets are classified as unbilled receivables (only act of invoicing is pending) when there is unconditional right to receive cash, and only passage of time is required, as per contractual terms.
- Unearned and deferred revenue ("contract liability") is recognised when there is billings in excess of revenues.
- The billing schedules agreed with customers include periodic performance based payments and / or milestone based progress payments. Invoices are payable within contractually agreed credit period.
- In accordance with Ind AS 37, the Company recognises an onerous contract provision when the unavoidable costs of meeting the obligations under a contract exceed the economic benefits to be received.
- Contracts are subject to modification to account for changes in contract specification and requirements. The Company reviews modification to contract in conjunction with the original contract, basis which the transaction price could be allocated to a new performance obligation, or transaction price of an existing obligation could undergo a change. In the event transaction price is revised for existing obligation, a cumulative adjustment is accounted for.

Use of significant judgments in revenue recognition

- The Company's contracts with customers could include promises to transfer multiple products and services to a customer. The Company assesses the products / services promised in a contract and identifies distinct performance obligations in the contract. Identification of distinct performance obligation involves judgement to determine the deliverables and the ability of the customer to benefit independently from such deliverables.
- The Company uses judgement to determine an appropriate standalone selling price for a performance obligation. The Company allocates the transaction price to each performance obligation on the basis of the relative standalone selling price of each distinct product or service promised in the contract. Where standalone selling price is not observable, the Company uses the expected cost plus margin approach to allocate the transaction price to each distinct performance obligation.
- The Company exercises judgement in determining whether the performance obligation is satisfied at a point in time or over a period of time. The Company considers indicators such as how customer consumes benefits as services are rendered or who controls the asset as it is being created or existence of enforceable right to payment for performance to date and alternate use of such product or service, transfer of significant risks and rewards to the customer, acceptance of delivery by the customer, etc.
- Revenue for fixed-price contract is recognised using percentage-of-completion method. The Company uses judgement to estimate the future cost-to-completion of the contracts which is used to determine the degree of completion of the performance obligation.
- Contract fulfilment costs are generally expensed as incurred except for certain software licence costs which meet the criteria for capitalisation. Such costs are amortised over the contractual period or useful life of licence whichever is less. The assessment of this criteria requires the application of judgement, in particular when considering if costs generate or enhance resources to be used to satisfy future performance obligations and whether costs are expected to be recovered.

Dividend income is recorded when the right to receive payment is established. Interest income is recognised using the effective interest method.



INOX GREEN ENERGY SERVICES LIMITED (formerly Known as Inox Wind Infrastructure Services Limited)

Notes to the standalone financial statements for the period ended 31 March 2022

3.3.1 Other income

Interest income from a financial asset is recognised on time basis, by reference to the principal outstanding at the effective interest rate applicable, which is the rate which exactly discounts estimated future cash receipts through the expected life of the financial asset to that asset's net carrying amount on initial recognition. Insurance claims are recognised to the extent there is a reasonable certainty of the realizability of the claim amount.

3.4 Leases

Ind AS 116 introduces a single lessee accounting model and requires a lessee to recognise assets and liabilities for all leases with a term of more than 12 months, unless the underlying asset is of low value. A lessee is required to recognise a right-of-use asset representing its right to use the underlying leased asset and a lease liability representing its obligation to make lease payments.

3.5 Borrowing costs

Borrowing costs directly attributable to the acquisition, construction or production of qualifying assets, which are assets that necessarily take a substantial period of time to get ready for their intended use or sale, are added to the cost of those assets, until such time as the assets are substantially ready for their intended use or sale.

Interest income earned on the temporary investment of specific borrowings pending their expenditure on qualifying assets is deducted from the borrowing costs eligible for capitalisation.

All other borrowing costs are recognised in profit or loss in the period in which they are incurred.

3.6 Employee benefits

3.6.1 Retirement benefit costs


Recognition and measurement of defined contribution plans:

Payments to defined contribution benefit plan viz. government administered provident funds and pension schemes are recognised as an expense when employees have rendered service entitling them to the contributions.

Recognition and measurement of defined benefit plans:

For defined benefit plan, the cost of providing benefits is determined using the projected unit credit method, with actuarial valuations being carried out at the end of each reporting period. Remeasurement, comprising actuarial gains and losses, the effect of the changes to the asset ceiling (if applicable) and the return on plan assets (excluding net interest), is reflected immediately in the balance sheet with a charge or credit recognised in other comprehensive income in the period in which they occur. Remeasurement recognised in other comprehensive income is reflected immediately in retained earnings and is not reclassified to profit or loss. Past service cost is recognised in profit or loss in the period of a plan amendment. Net interest is calculated by applying the discount rate to the net defined benefit plan at the start of the reporting period, taking account of any change in the net defined benefit plan during the year as a result of contributions and benefit payments. Defined benefit costs are categorised as follows:

- service cost (including current service cost, past service cost, as well as gains and losses on curtailments and settlements);
- net interest expense or income; and
- remeasurement



INOX GREEN ENERGY SERVICES LIMITED (formerly Known as Inox Wind Infrastructure Services Limited)

Notes to the standalone financial statements for the period ended 31 March 2022

The Company presents the first two components of defined benefit costs in profit or loss in the line item 'Employee benefits expense'. Curtailment gains and losses are accounted for as past service costs.

The retirement benefit obligation recognised in the consolidated balance sheet represents the actual deficit or surplus in the Company's defined benefit plans. Any surplus resulting from this calculation is limited to the present value of any economic benefits available in the form of refunds from the plans or reductions in future contributions to the plans.

3.6.2 Short-term and other long-term employee benefits

A liability is recognised for benefits accruing to employees in respect of wages and salaries, annual leave and sick leave, bonus etc. in the period the related service is rendered at the undiscounted amount of the benefits expected to be paid in exchange for that service.

Liabilities recognised in respect of short-term employee benefits are measured at the undiscounted amount of the benefits expected to be paid in exchange for the related service.

Liabilities recognised in respect of other long-term employee benefits are measured at the present value of the estimated future cash outflows expected to be made by the Company in respect of services provided by employees up to the reporting date.

3.7 Taxation

Income tax expense represents the sum of the tax currently payable and deferred tax.


3.7.1 Current tax

The tax currently payable is based on taxable profit for the year. Taxable profit differs from 'profit before tax' as reported in the statement of profit and loss because of items of income or expense that are taxable or deductible in other years, items that are never taxable or deductible and tax incentives. The Company's current tax is calculated using tax rates that have been enacted or substantively enacted by the end of the reporting period.

3.7.2 Deferred tax

Deferred tax is recognised on temporary differences between the carrying amounts of assets and liabilities in the financial statements and the corresponding tax bases used in the computation of taxable profit. Deferred tax liabilities are generally recognised for all taxable temporary differences. Deferred tax assets are generally recognised for all deductible temporary differences to the extent that it is probable that taxable profits will be available against which those deductible temporary differences can be utilised. Such deferred tax assets and liabilities are not recognised if the temporary difference arises from the initial recognition (other than in a business combination) of assets and liabilities in a transaction that affects neither the taxable profit nor the accounting profit. In addition, deferred tax liabilities are not recognised if the temporary difference arises from the initial recognition of goodwill.

Deferred tax liabilities are recognised for taxable temporary differences associated with investments in subsidiaries and associates, except where the Company is able to control the reversal of the temporary difference and it is probable that the temporary difference will not reverse in the foreseeable future. Deferred tax assets arising from deductible temporary differences associated with such investments are only recognised to the extent that it is probable that there will be sufficient taxable profits against which the benefits of the temporary differences can be utilised and they are expected to reverse in the foreseeable future.



INOX GREEN ENERGY SERVICES LIMITED (formerly Known as Inox Wind Infrastructure Services Limited)
Notes to the standalone financial statements for the period ended 31 March 2022

The carrying amount of deferred tax assets is reviewed at the end of each reporting period and reduced to the extent that it is no longer probable that sufficient taxable profits will be available to allow all or part of the asset to be recovered.

Deferred tax liabilities and assets are measured at the tax rates that are expected to apply in the period in which the liability is settled or the asset realised, based on tax rates (and tax laws) that have been enacted or substantively enacted by the end of the reporting period.

The measurement of deferred tax liabilities and assets reflects the tax consequences that would follow from the manner in which the Company expects, at the end of the reporting period, to recover or settle the carrying amount of its assets and liabilities.

3.7.3 Presentation of current and deferred tax :

Current and deferred tax are recognised in profit or loss, except when they relate to items that are recognised in other comprehensive income or directly in equity, in which case, the current and deferred tax are also recognised in other comprehensive income or directly in equity respectively. Where current tax or deferred tax arises from the initial accounting for a business combination, the tax effect is included in the accounting for the business combination.

The Company offsets current tax assets and current tax liabilities, where it has a legally enforceable right to set off the recognized amounts and where it intends either to settle on a net basis, or to realize the asset and settle the liability simultaneously. In case of deferred tax assets and deferred tax liabilities, the same are offset if the Company has a legally enforceable right to set off corresponding current tax assets against current tax liabilities and the deferred tax assets and deferred tax liabilities relate to income taxes levied by the same tax authority on the Company.

3.8 Property, plant and equipment

An item of Property, Plant and Equipment (PPE) that qualifies as an asset is measured on initial recognition at cost. Following initial recognition, property, plant and equipment are carried at cost, as reduced by accumulated depreciation and impairment losses, if any.


The Company identifies and determines cost of each part of an item of property, plant and equipment separately, if the part has a cost which is significant to the total cost of that item of property, plant and equipment and has useful life that is materially different from that of the remaining item.

Cost comprises of purchase price / cost of construction, including non-refundable taxes or levies and any expenses attributable to bring the PPE to its working condition for its intended use. Project pre-operative expenses and expenditure incurred during construction period are capitalized to various eligible PPE. Borrowing costs directly attributable to acquisition or construction of qualifying PPE are capitalised.

Spare parts, stand-by equipment and servicing equipment that meet the definition of property, plant and equipment are capitalized at cost and depreciated over their useful life. Costs in nature of repairs and maintenance are recognized in the Statement of Profit and Loss as and when incurred.

Cost of assets not ready for intended use, as on the Balance Sheet date, is shown as capital work in progress. Advances given towards acquisition of property, plant and equipment in outstanding at each Balance Sheet date are disclosed as Other Non-Current Assets.

Depreciation is recognised so as to write off the cost of PPE (other than freehold land and properties under construction) less their residual values over their useful lives, using the straight-line method. The useful lives



INOX GREEN ENERGY SERVICES LIMITED (formerly Known as Inox Wind Infrastructure Services Limited)
Notes to the standalone financial statements for the period ended 31 March 2022

prescribed in Schedule II to the Companies Act, 2013 are considered as the minimum lives. If the management's estimate of the useful life of property, plant and equipment at the time of acquisition of the asset or of the remaining useful life on a subsequent review is shorter than that envisaged in the aforesaid schedule, depreciation is provided at a higher rate based on the management's estimate of the useful life/remaining useful life. The estimated useful lives, residual values and depreciation method are reviewed at the end of each reporting period, with the effect of any changes in estimate accounted for on a prospective basis.

PPE are depreciated over its estimated useful lives, determined as under:

- Freehold land is not depreciated.
- On other items of PPE, on the basis of useful life as per Part C of Schedule II to the Companies Act, 2013.

The management believes that these estimated useful lives are realistic and reflect fair approximation of the period over which the assets are likely to be used.

An item of property, plant and equipment is derecognised upon disposal or when no future economic benefits are expected to arise from its use or disposal. Any gain or loss arising on the disposal or retirement of an item of property, plant and equipment is determined as the difference between the sales proceeds and the carrying amount of the asset and is recognised in profit or loss.

3.9 Intangible assets

Intangible assets with finite useful lives that are acquired separately are carried at cost less accumulated amortisation and accumulated impairment losses. Amortization is recognised on a straight-line basis over their estimated useful lives. The estimated useful life and amortization method are reviewed at the end of each reporting period, with the effect of any changes in estimate being accounted for on a prospective basis. Intangible assets with indefinite useful lives that are acquired separately are carried at cost less accumulated impairment losses.

Intangible assets acquired in a business combination and recognised separately from goodwill are initially recognised at their fair value at the acquisition date (which is regarded as their cost). Subsequent to initial recognition, intangible assets acquired in a business combination are reported at cost less accumulated amortisation and impairment losses, on the same basis as intangible assets as above.

An intangible asset is derecognised on disposal, or when no future economic benefits are expected from use or disposal. Gains or losses arising from derecognition of an intangible asset, measured as the difference between the net disposal proceeds and the carrying amount of the asset, are recognised in profit or loss when the asset is derecognised.

Estimated useful lives of intangible assets

Estimated useful lives of the intangible assets are as follows:

- Software 6 years

3.10 Impairment of tangible and intangible assets other than goodwill

At the end of each reporting period, the Company reviews the carrying amounts of its tangible and intangible assets (other than goodwill) to determine whether there is any indication that those assets have suffered an impairment loss. If any such indication exists, the recoverable amount of the asset is estimated in order to determine the extent of the impairment loss (if any). When it is not possible to estimate the recoverable amount of an individual asset, the Company estimates the recoverable amount of the cash-generating unit to which the asset belongs. When a reasonable and consistent basis of allocation can be identified, corporate assets are also allocated to individual cash-generating units, or otherwise they are allocated to the smallest group of cash-generating units for which a reasonable and consistent allocation basis can be identified.



**INOX GREEN ENERGY SERVICES LIMITED (formerly Known as Inox Wind
Infrastructure Services Limited)**
Notes to the standalone financial statements for the period ended 31 March 2022

Recoverable amount is the higher of fair value less costs of disposal and value in use. In assessing value in use, the estimated future cash flows are discounted to their present value using a pre-tax discount rate that reflects current market assessments of the time value of money and the risks specific to the asset for which the estimates of future cash flows have not been adjusted. If it is not possible to measure fair value less cost of disposal because there is no basis for making a reliable estimate of the price at which an orderly transaction to sell the asset would take place between market participants at the measurement dates under market conditions, the asset's value in use is used as recoverable amount.

If the recoverable amount of an asset (or cash-generating unit) is estimated to be less than its carrying amount, the carrying amount of the asset (or cash-generating unit) is reduced to its recoverable amount. An impairment loss is recognised immediately in profit or loss.

When an impairment loss subsequently reverses, the carrying amount of the asset (or cash-generating unit) is increased to the revised estimate of its recoverable amount, to the extent that the increased carrying amount does not exceed the carrying amount that would have been determined had no impairment loss been recognised for the asset (or cash-generating unit) in prior years. A reversal of an impairment loss is recognised immediately in profit or loss.

3.11 Inventories

Inventories are valued at lower of the cost and net realisable value. Cost is determined using weighted average cost basis.

Cost of inventories comprises all costs of purchase, duties and taxes (other than those subsequently recoverable from tax authorities) and all other costs incurred in bringing the inventory to their present location and condition.

Cost of work-in-progress includes the cost of materials, conversion costs, an appropriate share of fixed and variable overheads and other costs incurred in bringing the inventories to their present location and condition. Net realisable value represents the estimated selling price in the ordinary course of business less the estimated costs of completion and the estimated costs necessary to make the sale.


3.12 Provisions and contingencies

The Company recognizes provisions when a present obligation (legal or constructive) as a result of a past event exists and it is probable that an outflow of resources embodying economic benefits will be required to settle such obligation and the amount of such obligation can be reliably estimated.

The amount recognised as a provision is the best estimate of the consideration required to settle the present obligation at the end of the reporting period, taking into account the risks and uncertainties surrounding the obligation. If the effect of time value of money is material, provisions are discounted using a current pre-tax rate that reflects, when appropriate, the risks specific to the liability. When discounting is used, the increase in the provision due to the passage of time is recognised as a finance cost.

A disclosure for a contingent liability is made when there is a possible obligation or a present obligation that may, but probably will not require an outflow of resources embodying economic benefits or the amount of such obligation cannot be measured reliably.

When there is a possible obligation or a present obligation in respect of which likelihood of outflow of resources embodying economic benefits is remote, no provision or disclosure is made.



**INOX GREEN ENERGY SERVICES LIMITED (formerly Known as Inox Wind
Infrastructure Services Limited)**
Notes to the standalone financial statements for the period ended 31 March 2022

Contingent liabilities acquired in a business combination are initially measured at fair value at the acquisition date. At the end of subsequent period, such contingent liabilities are measured at the higher of the amounts that would be recognised in accordance with Ind AS 37 Provisions, Contingent Liabilities and Contingent Assets and the amount initially recognised less cumulative amortisation recognised in accordance with Ind AS 18 Revenue, if any.

3.13 Financial instruments

Financial assets and financial liabilities are recognised when the Company member becomes a party to the contractual provisions of the instruments. Financial assets and financial liabilities are initially measured at fair value. Transaction costs that are directly attributable to the acquisition or issue of financial assets and financial liabilities (other than financial assets and financial liabilities at fair value through profit or loss) are added to or deducted from the fair value of the financial assets or financial liabilities, as appropriate, on initial recognition. Transaction costs directly attributable to the acquisition of financial assets or financial liabilities at fair value through profit or loss are recognised immediately in profit or loss.

A) Financial assets

a) Initial recognition and measurement:

Financial assets are recognised when the Company becomes a party to the contractual provisions of the instrument. On initial recognition, a financial asset is recognised at fair value, in case of financial assets which are recognised at fair value through profit and loss (FVTPL), its transaction costs are recognised in the statement of profit and loss. In other cases, the transaction costs are attributed to the acquisition value of the financial asset.

b) Effective interest method:

The effective interest method is a method of calculating the amortised cost of a debt instrument and of allocating interest income over the relevant period. The effective interest rate is the rate that exactly discounts estimated future cash receipts (including all fees and points paid or received that form an integral part of the effective interest rate, transaction costs and other premiums or discounts) through the expected life of the debt instrument, or, where appropriate, a shorter period, to the net carrying amount on initial recognition.

Income is recognised on an effective interest basis for debt instruments other than those financial assets classified as at FVTPL. Interest income is recognised in profit or loss and is included in the "Other income" line item.

c) Subsequent measurement:

For subsequent measurement, the Company classifies a financial asset in accordance with the below criteria:


- i. The Company's business model for managing the financial asset and
- ii. The contractual cash flow characteristics of the financial asset.

Based on the above criteria, the Company classifies its financial assets into the following categories:

i. Financial assets measured at amortized cost:

A financial asset is measured at the amortized cost if both the following conditions are met:

- a) The Company's business model objective for managing the financial asset is to hold financial assets in order to collect contractual cash flows, and
- b) The contractual terms of the financial asset give rise on specified dates to cash flows that are solely payments of principal and interest on the principal amount outstanding.



INOX GREEN ENERGY SERVICES LIMITED (formerly Known as Inox Wind Infrastructure Services Limited)
Notes to the standalone financial statements for the period ended 31 March 2022

This category applies to cash and bank balances, trade receivables, loans, certain investments and other financial assets of the Company. Such financial assets are subsequently measured at amortized cost using the effective interest method.

The amortized cost of a financial asset is also adjusted for loss allowance, if any.

ii. Financial assets measured at FVTOCI:

A financial asset is measured at FVTOCI if both of the following conditions are met:

- a) The Company's business model objective for managing the financial asset is achieved both by collecting contractual cash flows and selling the financial assets, and
- b) The contractual terms of the financial asset give rise on specified dates to cash flows that are solely payments of principal and interest on the principal amount outstanding.

Investments in equity instruments, classified under financial assets, are initially measured at fair value. The Company may, on initial recognition, irrevocably elect to measure the same either at FVTOCI or FVTPL. The Company makes such election on an instrument-by-instrument basis. Fair value changes on an equity instrument are recognised as other income in the Statement of Profit and Loss unless the Company has elected to measure such instrument at FVTOCI.

The Company does not have any financial assets in this category.

iii. Financial assets measured at FVTPL:

A financial asset is measured at FVTPL unless it is measured at amortized cost or at FVTOCI as explained above. This is a residual category applied to all other investments of the Company. Such financial assets are subsequently measured at fair value at each reporting date. Fair value changes are recognized in the Statement of Profit and Loss. Dividend income on the investments in equity instruments are recognised as 'other income' in the Statement of Profit and Loss.

d) Derecognition:

A financial asset (or, where applicable, a part of a financial asset or part of a Company of similar financial assets) is derecognized (i.e. removed from the Company's Balance Sheet) when any of the following occurs:

- i. The contractual rights to cash flows from the financial asset expires;
- ii. The Company transfers its contractual rights to receive cash flows of the financial asset and has substantially transferred all the risks and rewards of ownership of the financial asset;
- iii. The Company retains the contractual rights to receive cash flows but assumes a contractual obligation to pay the cash flows without material delay to one or more recipients under a 'pass-through' arrangement (thereby substantially transferring all the risks and rewards of ownership of the financial asset);
- iv. The Company neither transfers nor retains substantially all risk and rewards of ownership and does not retain control over the financial asset.

In cases where the Company has neither transferred nor retained substantially all of the risks and rewards of the financial asset, but retains control of the financial asset, the Company continues to recognize such financial asset to the extent of its continuing involvement in the financial asset. In that case, the Company also recognizes an associated liability.

The financial asset and the associated liability are measured on a basis that reflects the rights and obligations that the Company has retained.



**INOX GREEN ENERGY SERVICES LIMITED (formerly Known as Inox Wind
Infrastructure Services Limited)**
Notes to the standalone financial statements for the period ended 31 March 2022

On derecognition of a financial asset, the difference between the asset's carrying amount and the sum of the consideration received and receivable and the cumulative gain or loss that had been recognised in other comprehensive income and accumulated in equity is recognised in profit or loss if such gain or loss would have otherwise been recognised in profit or loss on disposal of that financial asset.

e) Impairment of financial assets:

The Company applies expected credit losses (ECL) model for measurement and recognition of loss allowance on the following:

- i. Trade receivables
- ii. Financial assets measured at amortized cost (other than trade receivables)
- iii. Financial assets measured at fair value through other comprehensive income (FVTOCI)

In case of trade receivables, the Company follows a simplified approach wherein an amount equal to lifetime ECL is measured and recognized as loss allowance.

In case of other assets (listed as ii and iii above), the Company determines if there has been a significant increase in credit risk of the financial asset since initial recognition. If the credit risk of such assets has not increased significantly, an amount equal to 12-month ECL is measured and recognized as loss allowance. However, if credit risk has increased significantly, an amount equal to lifetime ECL is measured and recognized as loss allowance.

Subsequently, if the credit quality of the financial asset improves such that there is no longer a significant increase in credit risk since initial recognition, the Company reverts to recognizing impairment loss allowance based on 12-month ECL.

ECL is the difference between all contractual cash flows that are due to the Company in accordance with the contract and all the cash flows that the company expects to receive (i.e., all cash shortfalls), discounted at the original effective interest rate.

12-month ECL are a portion of the lifetime ECL which result from default events that are possible within 12 months from the reporting date. Lifetime ECL are the expected credit losses resulting from all possible default events over the expected life of a financial asset.


ECL are measured in a manner that they reflect unbiased and probability weighted amounts determined by a range of outcomes, taking into account the time value of money and other reasonable information available as a result of past events, current conditions and forecasts of future economic conditions.

As a practical expedient, the Company uses a provision matrix to measure lifetime ECL on its portfolio of trade receivables. The provision matrix is prepared based on historically observed default rates over the expected life of trade receivables and is adjusted for forward-looking estimates. At each reporting date, the historically observed default rates and changes in the forward-looking estimates are updated.

ECL impairment loss allowance (or reversal) recognized during the period is recognized as expense/income in the Statement of Profit and Loss under the head 'Other expenses'/'Other income'

B) Financial liabilities and equity instruments

Debt and equity instruments issued by the Company are classified as either financial liabilities or as equity in accordance with the substance of the contractual arrangements and the definitions of a financial liability and an equity instrument.



**INOX GREEN ENERGY SERVICES LIMITED (formerly Known as Inox Wind
Infrastructure Services Limited)**
Notes to the standalone financial statements for the period ended 31 March 2022

i. Equity instruments:-

An equity instrument is any contract that evidences a residual interest in the assets of an entity after deducting all of its liabilities. Equity instruments issued by the entity are recognised at the proceeds received, net of direct issue costs.

Repurchase of the entity's own equity instruments is recognised and deducted directly in equity. No gain or loss is recognised in profit or loss on the purchase, sale, issue or cancellation of the Company's own equity instruments.

ii. Compound financial instruments:-

Compound financial instruments issued by the Company comprise of convertible debentures denominated in INR that can be converted to equity shares at the option of the holder. The debentures will be converted into equity shares at the fair value on the date of conversion.

The fair value of the liability component of a compound financial instrument is determined using a market interest rate of a similar liability that does not have an equity conversion option. This value is recorded as a liability on an amortised cost basis until extinguished on conversion or redemption of the debentures. The remainder of the proceeds is attributable to equity portion of the instrument net of derivatives if any. The equity component is recognised and included in shareholder's equity (net of deferred tax) and is not subsequently re-measured. The derivative component is recognized at fair value and subsequently carried at fair value through profit or loss.

Interest related to the financial liability is recognized in profit or loss (unless it qualifies for inclusion in the cost of an asset). In case of conversion at maturity, the financial liability is reclassified to equity and no gain or loss is recognized.

iii. Financial Liabilities:-

a) Initial recognition and measurement :

Financial liabilities are recognised when a Company member becomes a party to the contractual provisions of the instrument. Financial liabilities are initially measured at the fair value.


b) Subsequent measurement:

Financial liabilities are subsequently measured at amortised cost using the effective interest rate method. Financial liabilities carried at fair value through profit or loss are measured at fair value with all changes in fair value recognised in the Statement of Profit and Loss.

The Company has not designated any financial liability as at FVTPL other than derivative instrument.

c) Derecognition of financial liabilities:

A financial liability is derecognized when the obligation under the liability is discharged or cancelled or expires. When an existing financial liability is replaced by another from the same lender on substantially different terms, or the terms of an existing liability are substantially modified, such an exchange or modification is treated as the derecognition of the original liability and the recognition of a new liability. The difference between the carrying amount of the financial liability derecognized and the consideration paid is recognized in the Statement of Profit and Loss.



**INOX GREEN ENERGY SERVICES LIMITED (formerly Known as Inox Wind
Infrastructure Services Limited)**
Notes to the standalone financial statements for the period ended 31 March 2022

3.14 Earnings Per Share

Basic earnings per share is computed by dividing the net profit for the period attributable to the equity shareholders of the Company by the weighted average number of equity shares outstanding during the period. The weighted average number of equity shares outstanding during the period and for all periods presented is adjusted for events, such as bonus shares, other than the conversion of potential equity shares that have changed the number of equity shares outstanding, without a corresponding change in resources.

For the purpose of calculating diluted earnings per share, the net profit for the period attributable to equity shareholders and the weighted average number of shares outstanding during the period is adjusted for the effects of all dilutive potential equity shares, except where the results would be anti-dilutive.

3.15 Recent Accounting Pronouncement

On 24th March, 2021, the Ministry of Corporate Affairs ("MCA") through a notification, amended Schedule III of the Companies Act, 2013. The amendments revise Division I, II and III of Schedule III and are applicable from 1st April, 2021.

Balance Sheet:

- i) Lease liabilities should be separately disclosed under the head 'financial liabilities', duly distinguished as current or non-current.
 - ii) Certain additional disclosures in the statement of changes in equity such as changes in equity share capital due to prior period errors and restated balances at the beginning of the current reporting period.
 - iii) Specified format for disclosure of shareholding of promoters.
 - iv) Specified format for ageing schedule of trade receivables, trade payables, capital work-in-progress and intangible asset under development.
 - v) If a company has not used funds for the specific purpose for which it was borrowed from banks and financial institutions, then disclosure of details of where it has been used.
 - vi) Specific disclosure under 'additional regulatory requirement' such as compliance with approved schemes of arrangements, compliance with number of layers of companies, title deeds of immovable property not held in name of company, loans and advances to promoters, directors, key managerial personnel (KMP) and related parties, details of benami property held etc.
- Statement of profit and loss:
- i) Additional disclosures relating to Corporate Social Responsibility (CSR), undisclosed income and crypto or virtual currency specified under the head 'additional information' in the notes forming part of the standalone financial statements.

The amendments are extensive and the Company will evaluate the same to give effect to them as required by law.

4 Critical accounting judgements and use of estimates

In application of Company's accounting policies, which are described in Note 3, the Directors of the Company are required to make judgements, estimations and assumptions about the carrying value of assets and liabilities that are not readily apparent from other sources. The estimates and associated assumptions are based on historical experience and other factors that are considered to be relevant. Actual results may differ from these estimates.

The estimates and underlying assumptions are reviewed on an ongoing basis. Revisions to accounting estimates are recognised in the period in which the estimate is revised if the revision affects only that period, or in the period of revision or future periods if the revision affects both current and future periods.

4.1 Following are the key assumptions concerning the future, and other key sources of estimation uncertainty at the end of the reporting period that may have a significant risk of causing a material adjustment to the carrying amounts of assets and liabilities within the next financial year.



INOX GREEN ENERGY SERVICES LIMITED (formerly Known as Inox Wind Infrastructure Services Limited)
Notes to the standalone financial statements for the period ended 31 March 2022

a) Useful lives of Property, Plant & Equipment (PPE) & intangible assets:

The Company has adopted useful lives of PPE as described in Note 3.8 & 3.9 above. The Company reviews the estimated useful lives of PPE & intangible assets at the end of each reporting period.

b) Fair value measurements and valuation processes

The Company measures financial instruments at fair value in accordance with the accounting policies mentioned above.

For assets and liabilities that are recognized in the financial statements at fair value on a recurring basis, the Company determines whether transfers have occurred between levels in the hierarchy by re-assessing categorization at the end of each reporting period and discloses the same.

When the fair values of financial assets and financial liabilities recorded in the Balance Sheet cannot be measured based on quoted prices in active markets, their fair value is measured using valuation techniques, including the discounted cash flow model, which involve various judgements and assumptions. Where necessary, the Company engages third party qualified valuers to perform the valuation.

Information about the valuation techniques and inputs used in determining the fair values of various assets and liabilities are disclosed in Note 37.

c) Other assumptions and estimation uncertainties, included in respective notes are as under:

- Recognition of deferred tax assets is based on estimates of taxable profits in future years. The Company prepares detailed cash flow and profitability projections, which are reviewed by the board of directors of the Company. The Company's tax jurisdiction is India. Significant judgments are involved in estimating budgeted profits for the purpose of paying advance tax, determining the provision for income taxes, including amount expected to be paid / recovered for uncertain tax positions – see Note 34.
- Measurement of defined benefit obligations and other long-term employee benefits: key actuarial assumptions – see Note 38
- Assessment of the status of various legal cases/claims and other disputes where the Company does not expect any material outflow of resources and hence these are reflected as contingent liabilities. Recognition and measurement of provisions and contingencies: key assumptions about the likelihood and magnitude of an outflow of resources – see Note 42
- Impairment of financial assets – see Note 37



INOX GREEN ENERGY SERVICES LIMITED (formerly Known as Inox Wind Infrastructure Services Limited)
Notes to the standalone financial statements for the year ended 31 March 2022

5 : Property, plant and equipment


(₹ in Lakhs)

Particulars	As at	As at
	31 March 2022	31 March 2021
Carrying amount of:		
Freehold Land	1,126.09	1,126.09
Roads	3,602.78	1,502.85
Plant & equipment	79,277.94	73,441.41
Furniture and fixtures	98.18	119.93
Vehicles	0.86	1.20
Office equipments	8.35	11.46
Total	84,114.20	76,202.94

Note: Assets mortgaged/pledged as security for borrowings are as under:

(₹ in Lakhs)


Carrying amounts of:	As at	As at
	31 March 2022	31 March 2021
Freehold land	1,126.09	1,126.09
Buildings	3,602.78	1,502.85
Plant and equipment	79,277.94	73,441.41
Furniture and fixtures	98.18	119.93
Vehicles	0.86	1.20
Office equipment	8.35	11.46
Total	84,114.20	76,202.94



INOX GREEN ENERGY SERVICES LIMITED (formerly Known as Inox Wind Infrastructure Services Limited)
Notes to the standalone financial statements for the year ended 31 March 2022

5 : Property, plant and equipment

Particulars	(₹ in Lakhs)						Total
	Land - Freehold	Roads	Plant and equipment	Furniture and Fixtures	Vehicles	Office Equipment	
Cost or deemed cost:							
Balance as at 1 April 2020	1,126.09	3,563.68	78,341.31	217.23	2.84	143.97	83,395.12
Additions	-	1,365.11	5,682.33	-	-	3.51	7,050.95
Borrowing cost capitalised	-	-	-	-	-	-	-
Disposals	-	-	-	-	-	-	-
Balance as at 1 April 2021	1,126.09	4,928.79	84,023.64	217.23	2.84	147.48	90,446.07
Additions	-	3,399.74	9,393.04	-	-	1.55	12,794.33
Borrowing cost capitalised	-	-	-	-	-	-	-
As at 31 March 2022	1,126.09	8,328.53	93,416.68	217.23	2.84	149.03	1,03,240.40
Accumulated Depreciation:							
Balance as at 1 April 2020	-	2,185.70	7,313.93	73.97	1.30	126.99	9,701.89
Eliminated on disposal of asset	-	-	-	-	-	-	-
Depreciation for the year	-	1,240.24	3,258.30	23.33	0.34	9.03	4,541.24
Balance as at 1 April 2021	-	3,425.94	10,582.23	97.30	1.64	136.02	14,243.13
Depreciation for the year	-	1,299.81	3,556.51	21.75	0.34	4.66	4,883.07
As at 31 March 2022	-	4,725.75	14,138.74	119.05	1.98	140.68	19,126.20
Net carrying amount							
As at 31 March 2021	1,126.09	1,502.85	75,441.41	119.93	1.20	11.46	76,202.94
As at 31 March 2022	1,126.09	3,602.78	79,277.94	98.18	0.86	8.35	84,114.20




INOX GREEN ENERGY SERVICES LIMITED (formerly Known as Inox Wind Infrastructure Services Limited)
Notes to the standalone financial statements for the year ended 31 March 2022

5a. Capital-Work-in Progress (CWIP)

CWIP	Amount in CWIP for a period of				As at 31 March 2022
	Less than 1 Year	1-2 Years	2-3 Years	More than 3 years	
Projects in progress	197.71	-	13.98	944.40	1,156.09
Projects temporarily suspended				19.18	19.18
Total					1,175.27

CWIP	Amount in CWIP for a period of				Total
	Less than 1 Year	1-2 Years	2-3 Years	More than 3 year	
Projects in progress	3,191.52	529.61		1,044.35	4,765.48
Projects temporarily suspended	-	-	-	19.18	19.18

There is no project under CWIP where completion is overdue. Further there is no project which has exceed in cost compare to its original plan.
 For Capital Commitment, refer note 43



INOX GREEN ENERGY SERVICES LIMITED (formerly Known as Inox Wind Infrastructure Services Limited)
Notes to the standalone financial statements for the year ended 31 March 2022


6 : Intangible assets

(₹ in Lakhs)

Particulars	As at 31 March 2022	As at 31 March 2021
<i>Carrying amounts of:</i>		
Software	0.97	1.56

Details of Intangible Assets

Particulars	Software	Total
Cost or Deemed Cost		
Balance as at 1 April 2020	407.29	407.29
Additions	-	-
Balance as at 1 April 2021	407.29	407.29
Additions	-	-
Balance as at 31 March 2022	407.29	407.29
Accumulated amortisation		
Balance as at 1 April 2020	38.71	38.71
Amortisation expense for the year	367.02	367.02
Balance as at 1 April 2021	405.73	405.73
Amortisation expense for the year	0.59	0.59
Balance as at 31 March 2022	406.32	406.32
Net carrying amount		
As at 31 March 2021	1.56	1.56
As at 31 March 2022	0.97	0.97



INOX GREEN ENERGY SERVICES LIMITED (formerly Known as Inox Wind Infrastructure Services Limited)
Notes to the standalone financial statements for the year ended 31 March 2022


(₹ In Lakhs)

Particulars	As at	As at	As at	As at
	31 March 2022	31 March 2021	31 March 2022	31 March 2021
	Nos.	Nos.	Amount	Amount
7 : Investments				
Non-current				
7(a). Investment in subsidiaries (at cost)				
-Investments in equity instruments (unquoted)				
-in fully paid up equity shares of ₹ 10 each				
Marut Shakti Energy India Limited	-	611070	-	191.01
Sarayu Wind Power (Tallimadugula) Private Limited	-	10000	-	283.19
Satviki Energy Private Limited	-	835000	-	77.00
Vinirrrmaa Energy Generation Private Limited	-	50000	-	916.21
Sarayu Wind Power (Kondapuram) Private Limited	-	10000	-	940.67
RBRK Investments Limited	10000	70000	-	268.30
Vasuprada Renewables Private Limited	10000	10000	1.00	1.00
Suswind Power Private Limited	10000	10000	1.00	1.00
Ripudaman Urja Private Limited	10000	10000	1.00	1.00
Vibhav Energy Private Limited	10000	10000	1.00	1.00
Haroda Wind Energy Private Limited	10000	10000	1.00	1.00
Vigodi Wind Energy Private Limited	10000	10000	1.00	1.00
Aliento Wind Energy Private Limited	10000	10000	1.00	1.00
Tempest Wind Energy Private Limited	10000	10000	1.00	1.00
Flurry Wind Energy Private Limited	10000	10000	1.00	1.00
Vuelta Wind Energy Private Limited	10000	10000	1.00	1.00
Flutter Wind Energy Private Limited	21390000	21390000	2,139.00	2,139.00
Nani Virani Wind Energy Private Limited (refer note (iv) below)	10000	10000	1.00	1.00
Ravapar Wind Energy Private Limited	10000	10000	1.00	1.00
Khatiyu Wind Energy Private Limited	0	0	-	-
Sri Pavan Energy Private Limited (refer note (i) below)	0	10000	-	1.00
Resco Global Wind Service Private Limited	25914000	25914000	2,591.40	2,591.40
Wind Four Renergy Private Limited (refer note (i) below)			4,743.40	7,420.78
				(2,599.38)
Less: Provision for diminution in value of investment			4,743.40	4,821.40
-Investments in debentures (unquoted) (fully paid up)				
Compulsory Convertible Debenture of Nani Virani Wind Energy Private Limited (refer note (iv) & (v) below)	63900	63,900.00	6,508.91	6,393.89
		6,390	6,508.91	6,393.89
7b. Investment in associates (trade investment)				
Wind Two Renergy Private Limited (refer note (ii), (iii) & (iv) below)	32510000	32510000	3,251.00	3,251.00
Wind Five Renergy Limited (formerly Known as Wind Five Renergy Private Limited) (refer note (iii) & (iv) below)	18510000	18510000	1,851.00	1,851.00
Wind One Renergy Limited (formerly Known as Wind One Renergy Private Limited) (refer note (iii) & (iv) below)	10000	10000	1.00	1.00
Wind Three Renergy Limited (formerly Known as Wind Three Renergy Private Limited) (refer note (iii) & (iv) below)	10000	10000	1.00	1.00
			5,104.00	5,104.00

Notes:

(i) Various binding agreements entered into with party has ceased to exist w.e.f. 01 January 2021 as per term and conditions of the agreement. The Company has gained control over such company in terms of Ind AS 110: Consolidated Financial Statements. Therefore, the Company has accounted for investment in such company as investment in 'subsidiary' from the date of gaining control.

(ii) The Company has neither right to variable returns from its investment with the investee nor the ability to affect those returns through its power over the investee.



INOX GREEN ENERGY SERVICES LIMITED (formerly Known as Inox Wind Infrastructure Services Limited)
Notes to the standalone financial statements for the year ended 31 March 2022

(iii) The Company has entered into various binding agreements (including call & put option agreement and voting rights agreement) with a party to, *inter-alia*, transfer the shares of such companies at a future date and defining rights of the respective parties. In view of the provisions of these binding agreements, it is assessed that the Company has ceased to exercise control over such companies in terms of Ind AS 110: Consolidated Financial Statements. Therefore, the Company has accounted for investment in such companies as investment in 'associate' from the date of cessation of control.

(iv) Shares and debentures have been pledge by the Company as additional security for loan availed by the respective subsidiary/associate company.

(v) Value of investment for ₹ 6,393.89 Lakhs includes value of deemed equity as per Ind AS 109 is ₹ 3232.89 Lakhs

(vi) During the period the company has sold its Investment in Marut shakti Energy India Limited on 29 Oct,2021 at a consideration of ₹ 61.11 lakh, Sarayu Wind Power (Tallimadugula) Private Limited on 29 Oct,2021 at a consideration of ₹ 1 lakh, Satviki Energy Private Limited on 29 Oct,2021 at a consideration of ₹ 83.50 lakh, Vinirrrmaa Energy Generation Private Limited on 29 Oct,2021 at a consideration of ₹ 5 lakh, Sarayu Wind Power (Kondapuram) Private Limited on 29 Oct,2021 at a consideration of ₹ 1 lakh, RBK Investments Limited on 29 Oct,2021 at a consideration of ₹ 7 lakh and Resco Global Wind Service Private Limited on 19 Oct,2021 at a consideration of ₹ 1 Lakh.

Particulars	(₹ in Lakhs)	
	As at 31 March 2022	As at 31 March 2021
Aggregate carrying value of unquoted investments	9,847.40	9,925.40
Aggregate amount of diminution in value of investments	-	2,599.38
Category-wise other investments (as per Ind AS 109 classification)	9,847.40	9,925.40
Carried at Cost	-	-
Carried at FVTPL	<u>9,847.40</u>	<u>9,925.40</u>



INOX GREEN ENERGY SERVICES LIMITED (formerly Known as Inox Wind Infrastructure Services Limited)
Notes to the standalone financial statements for the year ended 31 March 2022

(₹ in Lakhs)

Particulars	As at 31 March 2022	As at 31 March 2021
Current		
8: Loans to related parties (Refer Note 39)		
-Inter-corporate deposits to related parties	4,062.99	4,192.71
Considered good	-	4,719.36
Considered doubtful	4,062.99	8,912.07
Less: Provision for doubtful inter-corporate deposit	-	(4,719.36)
-Inter-corporate deposits to other parties	-	12.57
Total	4,062.99	4,205.28

Loans or advances granted to promoters, directors or KMPs:
As at 31 March 2022

Type of Borrower	Amount of loan or advance in the nature of loan outstanding	Percentage to the total Loans and Advances in the nature of loans
Promoter		
Directors		
KMPs	4,062.99	100%
Related Parties		

As at 31 March 2021

Type of Borrower	Amount of loan or advance in the nature of loan outstanding	Percentage to the total Loans and Advances in the nature of loans
Promoter		
Directors		
KMPs	8,912.07	100%
Related Parties		

9 : Other financial assets

Non-current


Security deposits	642.69	1,191.21
Non-current bank balances (Refer Note 16)	50,315.28	478.25
Unbilled revenue (Refer note below)		45,214.58
Others		456.43
Total	50,957.97	47,340.47

Current

Unbilled revenue (Refer note below)	1,749.12	3,938.77
Consideration Receivable on Disposal of EPC Division	469.84	
Total	2,218.96	3,938.77

Total

Note: Unbilled revenue is classified as financial asset as right to consideration is unconditional upon passage of time.



INOX GREEN ENERGY SERVICES LIMITED (formerly Known as Inox Wind Infrastructure Services Limited)
Notes to the standalone financial statements for the year ended 31 March 2022

10. Deferred tax balances

Year ended 31 March 2022

(₹ in Lakhs)

Deferred tax (liabilities)/assets in relation to:

Particulars	Opening balance	Recognised in profit or loss	Recognised in other comprehensive income	Recognised directly in equity	Adjusted against current tax liability	Closing balance
Property, plant and equipment	5,098.99	1,706.46	-	-	-	6,805.45
Straight lining of O & M revenue	(15,606.89)	(288.86)	-	-	-	(15,895.75)
Allowance for expected credit losses	1,442.70	1,242.52	-	-	-	2,685.22
Defined benefit obligations	86.70	5.95	(12.87)	-	-	79.78
Business loss	16,386.15	143.87	-	-	-	16,530.02
Equity component of Compound financial instrument	(1,758.25)	1,758.25	-	-	-	-
Other deferred tax assets	-	-	-	-	-	25.97
Other deferred tax liabilities	2,105.99	(2,080.02)	-	-	-	10,230.69
	7,755.39	2,488.17	(12.87)	-	-	2,320.05
MAT credit entitlement	2,320.05	-	-	-	-	12,550.74
Total	10,075.44	2,488.17	(12.87)	-	-	12,550.74


Year ended 31 March 2021

(₹ in Lakhs)

Deferred tax (liabilities)/assets in relation to:

Particulars	Opening balance	Recognised in profit or loss	Recognised in other comprehensive income	Recognised directly in equity	Adjusted against current tax liability	Closing balance
Property, plant and equipment	2,203.56	2,895.43	-	-	-	5,098.99
Straight lining of O & M revenue	(14,488.32)	(1,118.57)	-	-	-	(15,606.89)
Allowance for expected credit losses	794.64	648.06	-	-	-	1,442.70
Defined benefit obligations	81.17	13.37	(7.84)	-	-	86.70
Effects of measuring investments at fair value	-	-	-	-	-	-
Other financial assets	-	-	-	-	-	-
Business loss	15,045.94	1,340.21	-	-	-	16,386.15
Equity component of Compound financial instrument	(1,758.25)	-	-	-	-	(1,758.25)
Other deferred tax assets	-	-	-	-	-	-
Other deferred tax liabilities	2,098.39	7.60	-	-	-	2,105.99
	3,977.13	3,786.10	(7.84)	-	-	7,755.39
MAT credit entitlement	2,320.05	-	-	-	-	2,320.05
Total	6,297.18	3,786.10	(7.84)	-	-	10,075.44


The Company has recognised deferred tax assets on its unabsorbed depreciation and business losses carried forward. The Company has executed long term operation & maintenance contracts with the customers. Revenue in respect of such contracts will get recognised in future years as per the accounting policy of the Company. Based on these contracts, the Company has reasonable certainty as on the date of the balance sheet, that there will be sufficient taxable income available to realize such assets in the near future. Accordingly, the Company has created deferred tax assets on its carried forward unabsorbed depreciation and business losses.



INOX GREEN ENERGY SERVICES LIMITED (formerly Known as Inox Wind Infrastructure Services Limited)
Notes to the standalone financial statements for the year ended 31 March 2022

(₹ in Lakhs)


Particulars	As at 31 March 2022	As at 31 March 2021
11: Income tax assets (net)		
Non-current		
Income tax paid (net of provisions)	1,630.52	1,207.92
Total	1,630.52	1,207.92
12 : Other assets		
Non-current		
Capital advances	860.00	862.62
Balances with government authorities - Balances in Service tax , VAT & GST accounts	-	612.69
Total	860.00	1,475.31
Current		
Advance to suppliers	2,509.83	19,691.22
Balances with government authorities - Balances in Service tax , VAT & GST accounts*	4,732.12	7,380.33
Prepayments - others	1,442.48	905.67
Advance for Expenses	74.60	208.49
Other Recoverable	184.65	-
Total	8,943.68	28,185.71
* includes GST input tax credit blocked by the department amounting ₹ 640 Lakhs and Refer Note 57		
13: Inventories (at lower of cost and net realisable value)		
Construction materials	2,137.81	10,186.67
Project development, erection & commissioning work-in-progress*	-	22,150.73
Common infrastructure facilities work-in-progress*	-	382.40
Total	2,137.81	32,719.80
*Refer Note 51		
14 : Trade receivables (Unsecured)		
Current		
Considered good- Unsecured	7,068.97	27,090.25
Less: Allowance for expected credit losses	(248.66)	(4,128.85)
Total	6,820.31	22,961.40
(For Ageing, refer Note 33(a))		



INOX GREEN ENERGY SERVICES LIMITED (formerly Known as Inox Wind Infrastructure Services Limited)
Notes to the standalone financial statements for the year ended 31 March 2022

(₹ in Lakhs)

Particulars	As at 31 March 2022	As at 31 March 2021
15: Cash and cash equivalents		
Balances with banks	4,375.74	1,847.55
in Current accounts	-	57.10
in Cash credit accounts	0.09	3.67
Cash on hand		
Total	4,375.83	1,908.32
16: Other bank balances		
Fixed deposits with original maturity period of more than 3 months but less than 12 months*		93.42
Fixed deposit with original maturity for more than 12 months* Interest accrued	3,158.54	1,195.70
	3,158.54	1,289.12
	642.69	478.25
Less: Amount disclosed under Note 9 - 'Other financial assets-Non current'		
Total	2,515.85	810.87
Notes:		
*Other bank balances include margin money deposits kept as security against bank guarantees as under:		
a) Fixed deposits with original maturity for more than 3 months but less than 12 months		93.42
Fixed deposits with original maturity for more than 12 months	3,158.54	1,195.70



INOX GREEN ENERGY SERVICES LIMITED (formerly Known as Inox Wind Infrastructure Services Limited)
Notes to the standalone financial statements for the year ended 31 March 2022

17: Equity share capital

(₹ in Lakhs)

Particulars	As at	As at
	31 March 2022	31 March 2021
Authorised capital		
30,00,00,000 (31 March 2021: 15,20,00,000) equity shares of ₹ 10 each*	30,000.00	15,200.00
20,00,00,000 (31 March 2021: nil) Preference shares of ₹ 10 each*	20,000.00	-
Total	50,000.00	15,200.00
Issued, subscribed and paid up		
23,50,16,258 (31 March 2021: 12,86,19,927) equity shares of ₹ 10 each	23,501.63	12,861.99
	23,501.63	12,861.99

(a) Reconciliation of the number of shares outstanding at the beginning and at the end of the year	As at 31 March 2022		As at 31 March 2021	
	No. of Shares	Amount (₹ in lakhs)	No. of Shares	Amount (₹ in lakhs)
Equity share capital				
Shares outstanding at the beginning of the year	12,86,19,927	12,861.99	11,62,12,979	11,621.30
Shares issued during the year	10,63,96,331	10,639.64	1,24,06,948	1,240.69
Shares outstanding at the end of the year	23,50,16,258	23,501.63	12,86,19,927	12,861.99

(b) Rights, preferences and restrictions attached to equity shares

The Company has only one class of equity shares having par value of ₹ 10 per share. Each shareholder is eligible for one vote per share held and entitled to receive dividend as declared from time to time. In the event of liquidation of the Company, the holders of equity shares will be entitled to receive the remaining assets of the Company, in proportion of their shareholding.


(c) Shares held by holding company

	As at 31 March 2022		As at 31 March 2021	
	No. of Shares	Amount (₹ in lakhs)	No. of Shares	Amount (₹ in lakhs)
Inox Wind Limited(*)	22,05,31,701	22,053.17	12,65,72,781	12,657.28

(d) Details of shares held by each shareholder holding more than 5% shares:

	As at 31 March 2022		As at 31 March 2021	
	No. of Shares	% of holding	No. of Shares	% of holding
Inox Wind Limited(*)	22,05,31,701	93.84%	12,65,72,781	98.41%
Total	23,50,16,258	100.00%	12,86,19,927	100.00%

(*) Including shares held through nominee shareholders.



(e) Allotment of Equity Shares by way of Conversion

During the year ended 31 March 2022, the Company has converted its 4th & 5th tranches of debentures amounting to ₹ 10,000.00 Lakhs each into 2,48,01,587 number of shares and unsecured debt amounting to ₹ 39,187.57 into 4,85,95,701 number of shares at a price of ₹ 80.64/ per share.

(f) Allotment of Equity Shares in lieu of other than Cash Consideration

During the year ended 31 March 2022, the company has issued 3,29,99,043 number of shares at a price of ₹80.64/ per share, for a consideration other than cash in lieu of the debt/liability/provisions owed to the allottees on account of receipt of material / services / others / interest etc. from time to time.


(g) Shareholding of Promoters as under:

Balance as at 31 March 2022

Share held by promoters at the end of the year			% Changes during the year
Promoter Name	No .of Share	%of total Share	
Inox Wind Limited	22,05,31,701	93.84%	-4.57%
Total	22,05,31,701	93.84%	-4.57%

As at 31 March 2021

Share held by promoters at the end of the year			% Changes during the year
Promoter Name	No .of Share	%of total Share	
Inox Wind Limited	12,65,72,781	98.41%	-1.59%
Total	12,65,72,781	98.41%	-1.59%



INOX GREEN ENERGY SERVICES LIMITED (formerly Known as Inox Wind Infrastructure Services Limited)
Notes to the standalone financial statements for the year ended 31 March 2022

18: Other equity

Particulars	(₹ in Lakhs)	
	As at 31 March 2022	As at 31 March 2021
Security Premium	92,041.10	17,022.38
Retained earnings	(26,626.51)	(24,236.32)
General reserve	1,800.00	1,800.00
Total	67,214.59	(5,413.94)


18 (i) General reserve

Balance at beginning of the year	1,800.00	-
Add: Transfer from Debenture Redemption Reserver on redemption of debenture	-	1,800.00
Balance at the end of the year	1,800.00	1,800.00

18 (ii) Retained earnings:

Balance at beginning of year	(24,236.32)	(17,059.19)
Profit/(loss) for the year	(5,704.44)	(7,191.73)
Other comprehensive income for the year, net of income tax	23.97	14.60
Transfer on account of Conversion of OCD	3,290.28	-
Balance at the end of the year	(26,626.51)	(24,236.32)

The amount that can be distributed by the Company as dividends to its equity shareholders is determined based on the financial statements of the Company and also considering the requirements of the Companies Act, 2013 and also subject to levy of dividend distribution tax, if any. Thus, the amounts reported above may not be distributable in entirety.




INOX GREEN ENERGY SERVICES LIMITED (formerly Known as Inox Wind Infrastructure Services Limited)
Notes to the standalone financial statements for the year ended 31 March 2022

(₹ in Lakhs)

Particulars	As at 31 March 2022	As at 31 March 2021
20: Non current borrowings		
Secured loans		
a) Debentures		
Redeemable non convertible debentures	11,950.91	19,392.45
b) Rupee term loans		
From banks	15,351.86	5,836.17
c) Working capital term loans		
From banks	2,318.37	2,417.03
Unsecured loans		
a) Debentures		
Optionally convertible debentures - Liability portion of compound financial instrument	-	20,104.33
	29,621.14	47,749.98
Total		
Less: Disclosed under Note No. 24 & 21: Other current financial liabilities -		
- Current maturities of non-current borrowings	(13,150.00)	(22,734.67)
- Interest accrued	(45.18)	(96.75)
	(13,195.18)	(22,831.42)
	16,425.96	24,918.56

Total

Note: for terms of repayment and securities etc. Refer Note 20a



INOX GREEN ENERGY SERVICES LIMITED (formerly Known as Inox Wind Infrastructure Services Limited)
Notes to the standalone financial statements for the year ended 31 March 2022


20a: Terms of repayment and securities etc.

Particulars	(₹ in Lakhs)	
	As at 31 March 2022	As at 31 March 2021

a) Rupee term loan from ICICI Bank Ltd:-

Working capital long term loan is secured by second pari passu charge on existing & future movable fixed assets and current assets to ICICI Bank carries interest MCLR+2.5% p.a. Principal repayment pattern of the loan is as under:

Month	Principal	Principal
Feb-22	-	-
Mar-22	291.67	-
Apr-22	291.67	-
May-22	291.67	-
Jun-22	291.67	-
Jul-22	291.67	-
Aug-22	291.67	-
Sep-22	291.67	-
Oct-22	291.67	-
Nov-22	291.67	-
Dec-22	291.67	-
Jan-23	291.67	-
Feb-23	291.67	-
Mar-23	291.67	-
Apr-23	291.67	-
May-23	291.67	-
Jun-23	291.67	-
Jul-23	291.67	-
Aug-23	291.67	-
Sep-23	291.67	-
Oct-23	291.67	-
Nov-23	291.67	-
Dec-23	291.67	-
Jan-24	291.67	-
Feb-24	291.67	-
Mar-24	291.67	-
Apr-24	291.67	-
May-24	291.67	-
Jun-24	291.67	-
Jul-24	208.33	-
Aug-24	208.33	-
Sep-24	208.33	-
Oct-24	208.33	-
Nov-24	208.33	-
Dec-24	208.33	-
Jan-25	208.33	-
Total	9,416.67	-




INOX GREEN ENERGY SERVICES LIMITED (formerly Known as Inox Wind Infrastructure Services Limited)
Notes to the standalone financial statements for the year ended 31 March 2022

20a: Terms of repayment and securities etc.

b) Working capital long term loan from Yes Bank Ltd:-

Working capital long term loan is secured by second pari passu charge on existing & future movable fixed assets and current assets to Yes Bank carries interest MCLR+1% with a capping @ 9.25% p.a. 100% credit guarantee by National Credit Guarantee Trust Company Limited. Principal repayment pattern of the loan is as under:

Month	Principal	Principal
Feb-22		50.00
Mar-22		50.00
Apr-22	50.00	50.00
May-22	50.00	50.00
Jun-22	50.00	50.00
Jul-22	50.00	50.00
Aug-22	50.00	50.00
Sep-22	50.00	50.00
Oct-22	50.00	50.00
Nov-22	50.00	50.00
Dec-22	50.00	50.00
Jan-23	50.00	50.00
Feb-23	50.00	50.00
Mar-23	50.00	50.00
Apr-23	50.00	50.00
May-23	50.00	50.00
Jun-23	50.00	50.00
Jul-23	50.00	50.00
Aug-23	50.00	50.00
Sep-23	50.00	50.00
Oct-23	50.00	50.00
Nov-23	50.00	50.00
Dec-23	50.00	50.00
Jan-24	50.00	50.00
Feb-24	50.00	50.00
Mar-24	50.00	50.00
Apr-24	50.00	50.00
May-24	50.00	50.00
Jun-24	50.00	50.00
Jul-24	50.00	50.00
Aug-24	50.00	50.00
Sep-24	50.00	50.00
Oct-24	50.00	50.00
Nov-24	50.00	50.00
Dec-24	50.00	50.00
Jan-25	50.00	50.00
Feb-25	50.00	50.00
Mar-25	50.00	50.00
Apr-25	50.00	50.00
May-25	50.00	50.00
Jun-25	50.00	50.00
Jul-25	50.00	50.00
Aug-25	50.00	50.00
Sep-25	50.00	50.00
Oct-25	50.00	50.00
Nov-25	50.00	50.00
Dec-25	50.00	50.00
Jan-26	50.00	50.00
Total	2,300.00	2,400.00



INOX GREEN ENERGY SERVICES LIMITED (formerly Known as Inox Wind Infrastructure Services Limited)
Notes to the standalone financial statements for the year ended 31 March 2022

20a: Terms of repayment and securities etc.

c) Rupee term loan from Yes Bank Ltd:-

Rupee term loan taken from Yes Bank Ltd is secured by unconditional and irrevocable corporate guarantee from Gujarat Fluorochemicals Limited and second charge on existing and future movable fixed assets of the Company and carries interest MCLR plus spread 0.15% p.a.. Principal repayment pattern of the loan is as under:

Month	(₹ in Lakhs)	
	Principal	Principal
Jul-21	-	2,500.00
		<u>2,500.00</u>

d) Rupee term loan from IndusInd Bank Ltd:-

Rupee term loan is taken from IndusInd Bank Ltd is secured by second pari passu charges on the current assets, cash flows and receivables both present & Future of the Company and carries interest @ MCLR plus 0.20% p.a. Principal repayment pattern of the loan is as under:

Month	(₹ in Lakhs)	
	Principal	Principal
Mar-21	-	400.00
Jun-21	-	500.00
Sep-21	-	500.00
Dec-21	-	500.00
Mar-22	500.00	500.00
Jun-22	500.00	500.00
Sep-22		
Total	<u>1,000.00</u>	<u>3,300.00</u>

e) Debentures (secured):-

i) 1950 non convertible redeemable debentures of ₹ 10 Lakhs each fully paid up, are issued at par, and carry interest @ 9.50% p.a. payable semi annually. The maturity pattern of the debentures is as under:


Month	(₹ in Lakhs)	
	Principal	Principal
Sep-21	-	3,500.00
Mar-22	-	4,000.00
Sep-22	4,000.00	4,000.00
Mar-23	4,000.00	4,000.00
Sep-23	4,000.00	4,000.00
Total	<u>12,000.00</u>	<u>19,500.00</u>

First pari passu charge on all the movable fixed assets and first ranking exclusive charge on the immovable property of the Issuer situated in the districts of Amreli, Surendranagar and Rajkot in Gujarat. NCD's are further secured by an unconditional, irrevocable and continuing corporate guarantee from "Gujarat Fluorochemicals Ltd".

f) Rupee Term loan from HDFC

Term loan is taken from HDFC Bank by first pari passu charges on the plant and machinery of the Company and carries interest MCLR+1 p.a. Restricted to 9.5% Principal repayment pattern of the loan is as under:

Month	(₹ in Lakhs)	
	Principal	Principal
Apr-23	416.67	-
May-23	416.67	-
Jun-23	416.67	-
Jul-23	416.67	-
Aug-23	416.67	-
Sep-23	416.67	-
Oct-23	416.67	-
Nov-23	416.67	-
Dec-23	416.67	-
Jan-24	416.67	-
Feb-24	416.67	-
Mar-24	416.67	-
Total	<u>5,000.00</u>	-



INOX GREEN ENERGY SERVICES LIMITED (formerly Known as Inox Wind Infrastructure Services Limited)
Notes to the standalone financial statements for the year ended 31 March 2022

20a: Terms of repayment and securities etc.

g) Debentures (unsecured) :-

The debentures of ₹ 1,000 each, fully paid up, are issued to the holding Company, at par, and carry interest @ 4% p.a. The entire amount of debentures is convertible into fully paid up equity shares of ₹ 10 each at the option of the debenture holder, at the end of the term of the respective debentures. The equity shares will be issued at the price as per the valuation report to be obtained at each conversion date. If not converted, the debentures are redeemable at par. The maturity pattern of the debentures is as under:


For Year ended 31 March 2021				
Debenture Series	Date of allotment	Maturity Period	Number of Debentures	Amount (₹ in Lakhs)
Series E	17th Nov.2015	7 years	10,00,000	10,000.00
Series D	5th Nov.2015	6 years	10,00,000	10,000.00
			20,00,000	20,000

Total

The optionally convertible debentures are presented in the balance sheet as follows:

Particulars	(₹ in Lakhs)	
	As at 31 March 2022	As at 31 March 2021
Face value of debentures issued	-	20,000.00
Less: Equity component of optionally convertible debentures	-	5,031.62
Less: Derivative portion	-	14,968.38
	-	480.23
	-	14,488.15
	-	5,616.18
Add: Effect of unwinding cost, gain/loss on derivative portion and interest paid	-	20,104.33
	-	5,031.62
Equity component of optionally convertible debentures	-	5,031.62

* The equity component of optionally convertible debentures has been presented on the face of the balance sheet net of deferred tax of ₹ 1741.34 Lakhs.



20b : Preference share capital

Particulars	As at	
	31 March 2022	31 March 2021
Authorised capital		
20,00,00,000, 0.01% Non-Convertible, Non-Cumulative, Participating, Redeemable Preference Shares of ₹ 10 each	20,000.00	-
Issued, subscribed and paid up		
20,00,00,000, 0.01% Non-Convertible, Non-Cumulative, Participating, Redeemable Preference Shares of ₹10 each	20,000.00	-
	20,000.00	-

(a) Reconciliation of the number of 0.01% Non-Convertible, Non-Cumulative, Participating, Redeemable Preference Shares outstanding at the beginning and at the end of the year:

Particulars	As at	
	No. of shares	(₹ in Lakhs)
Outstanding at the beginning of the year	20,00,00,000	20,000.00
Shares issued during the year	20,00,00,000	20,000.00
Outstanding at the end of the year		

(b) Rights, preferences and restrictions attached to 0.01% Non-Convertible, Non-Cumulative, Participating, Redeemable Preference Shares:

The Company has only one class of preference shares having par value of ₹ 10 per share. These preference shares are bearing coupon rate @0.01% and are Non-Convertible, Non-Cumulative, Participating, Redeemable Preference Shares (NCRPS), fully paid-up, at par. These preference shares shall be redeemed at any time within a period of 5 years from the date of allotment and subscriber to these NCRPS also has right to demand the redemption at any time within a period of 5 years from the date of allotment. These NCRPS shall rank for dividend in priority to the Equity Shares of the Company and the holders of NCRPS will be entitled to receive a participatory dividend in a financial year in which the Company pays dividend to its equity shareholders (Participatory dividend). Such participatory dividend will be payable at the same rate as the dividend paid on the equity shares. NCRPS shall, in case of winding up, be entitled to rank, as regards repayment of capital and dividend (if declared by the Company), up to the commencement of the winding up, in priority to the equity Shares and shall also be entitled to participation in profits or assets or surplus funds, on the event of winding-up which may remain after the entire capital has been repaid. Holders of NCRPS shall be paid dividend on a non-cumulative basis. NCRPS shall not be convertible into Equity Shares, shall not carry any voting rights, shall be redeemable at par at any time within a period not exceeding 5 (five) years from the date of allotment as per the provisions of the Companies Act, 2013.

(c) Allotment of NCRPS by way of Conversion

During the year ended 31 March 2022, the Company has converted unsecured debt including interest there on amounting to ₹ 20,000.00 lakh into 20,00,00,000 number of shares at a price of ₹ 10/ per share.

(c) Shares held by holding company

Particulars	As at		As at	
	No. of shares	(₹ in Lakhs)	No. of shares	(₹ in Lakhs)
Inox Wind Limited	20,00,00,000	20,000.00	-	-
	20,00,00,000	20,000.00	-	-


(d) Details of shares held by each shareholder holding more than 5% shares:

Name of Shareholder	As at 31 March 2022		As at 31 March 2021	
	No. of Shares	% of holding	No. of Shares	% of holding
Inox Wind Limited	20,00,00,000	100.00%	-	-

e. Shareholding of Promoters as under:

As at 31 March 2022			
Share held by promoters at the end of the year			% Changes during the year
Promoter Name	No. of Share	% of total Share	
Inox Wind Limited	20,00,00,000	100.00%	100.00%
Total	20,00,00,000	100.00%	100.00%


As at 31 March 2021			
Share held by promoters at the end of the year			% Changes during the year
Promoter Name	No. of Share	% of total Share	
Inox Wind Limited	-	0.00%	Nil
Total	-	0.00%	



INOX GREEN ENERGY SERVICES LIMITED (formerly Known as Inox Wind Infrastructure Services Limited)
Notes to the standalone financial statements for the year ended 31 March 2022

(₹ in Lakhs)

Particulars	As at 31 March 2022	As at 31 March 2021
21: Other financial liabilities		
Non-current		
Derivative financial liabilities	-	480.23
Total		480.23
Current		
Interest accrued (refer note 20)	178.84	4,233.80
- on borrowing	-	2,415.67
- on advance from customers	425.19	591.45
Creditors for capital expenditure	-	45.00
Consideration payable for business combinations	364.86	1,356.64
Employee dues payables	618.87	20,699.03
Other Payables		
Total	1,587.76	29,341.59
22: Provisions		
Non-current		
Provision for employee benefits (Refer Note 38)	134.44	131.67
Gratuity	84.81	69.20
Compensated absences		
Total	219.25	200.87
Current		
Provision for employee benefits (Refer Note 38)	4.74	16.32
Gratuity	4.33	30.94
Compensated absences		
Total	9.07	47.26
23: Other Liabilities		
Non-current		
Income received in advance	23,856.42	6,157.63
Total	23,856.42	6,157.63
Current		
Advances received from customers	2,074.29	31,968.04
Income received in advance	1,963.44	1,418.91
Statutory dues and taxes payable	1,158.10	1,804.29
Other Payables	1,781.15	
Total	6,976.98	35,191.24



INOX GREEN ENERGY SERVICES LIMITED (formerly Known as Inox Wind Infrastructure Services Limited)
Notes to the standalone financial statements for the year ended 31 March 2022

(₹ in Lakhs)

Particulars	As at 31 March 2022	As at 31 March 2021
24: Current borrowings		
Secured borrowings		
From banks	491.39	4,953.79
- Cash Credit (*)	-	18,199.48
- Over Draft (**)	10,000.00	-
- Working Capital Demand Loan (***)		
Rupee term loans	1,300.00	2,500.00
- Short Term Loan#	13,150.00	22,734.67
Current maturities of non-current borrowings (Refer Note 20)		
Unsecured borrowings		
From related parties	20,000.00	-
- Preference Shares(refer note no 20b)	1,008.93	
- Inter-corporate deposits from Subsidiary company(#)	7,195.59	53,205.12
- Inter-corporate deposits from holding company (#)	53,145.91	1,01,593.06
Less: Disclosed under Note No. 21: Other current financial liabilities -	(132.91)	(4,138.17)
- Interest accrued	(132.91)	(4,138.17)
Total	53,013.00	97,454.89

Terms of repayment


*Cash credit Rs 491.39 Lakhs (Previous year Rs 4,953.79 Lakhs) taken from ICICI Bank and Yes bank carries interest @ MCLR plus 2.15% (as at 31 March 2021 MCLR Plus 0.35%) against corporate guarantee of Gujarat Fluorochemicals Limited and First Pari Passu charge on Current assets & Second charge on moveable fixed assets of the company.

** Over Draft facility Nil (Previous year Rs. 18,199.48 Lakhs) taken from IDBI bank Limited carries interest @ MCLR plus 15bps pa against Fixed Deposit of Gujarat Fluorochemicals Limited.

*** Working capital demand loan taken during the year amounting to Rs. 10,000 Lakhs carries interest @ MCLR plus 2.50% against corporate guarantee of Gujarat Fluorochemicals Limited.

#Rupee term loans during the year amounting to Rs. 1,300 Lakhs carries interest @ MCLR plus 2.00% (as at 31 March 2021 MCLR Plus 2.00%) against corporate guarantee of Gujarat Fluorochemicals Limited.

#Inter-corporate deposit from holding company is unsecured, repayable on demand and carries interest @ 7% to 12%pa



INOX GREEN ENERGY SERVICES LIMITED (formerly Known as Inox Wind Infrastructure Services Limited)
Notes to the standalone financial statements for the year ended 31 March 2022


(₹ in Lakhs)

Particulars	As at 31 March 2022	As at 31 March 2021
25: Trade payables		
- Dues to micro and small enterprises	5,916.75	47,540.62
- Dues to others	-	66.56
Total	5,916.75	47,607.18

(For Ageing, refer Note 33(b))
The Particulars of dues to Micro, Small and Medium Enterprises under Micro, Small and Medium Enterprises Development Act, 2006 (MSMED Act):

Particulars	2021-22	2020-21
Principal amount due to suppliers under MSMED Act at the year end	-	66.56
Interest accrued and due to suppliers under MSMED Act above amount, unpaid at the year end	-	3.65
Payment made to suppliers (other than interest) beyond the appointed date during the year end	-	116.67
Interest paid to supplier under section 16 of MSMED Act during the year	-	-
Interest due and payable to suppliers under MSMED Act for payments already made	-	8.16
Interest accrued and not paid to suppliers under MSMED Act up to the year end	-	156.41


Note: The above information has been disclosed in respect of parties which have been identified on the basis of the information available with the Company.



INOX GREEN ENERGY SERVICES LIMITED (formerly Known as Inox Wind Infrastructure Services Limited)
Notes to the standalone financial statements for the year ended 31 March 2022

(₹ in Lakhs)


Particulars	2021-22	2020-21
26: Revenue from Operations		
Sale of services	15,956.23	17,645.79
Other operating revenue	1,443.35	36.54
	17,399.58	17,682.43
27: Other Income		
a) Interest income		
Interest income calculated using the effective interest method:		
On fixed deposits with banks	95.15	86.15
On Inter-corporate deposits	169.58	166.14
On long term investment	127.80	4.20
CBG interest income	22.19	-
On income tax refunds	-	150.09
	414.72	406.58
b) Other gains		
Net gains on derivative portion of compound financial instrument	-	695.73
c) Gain on investment carried at FVTPL		
Gain on fair valuation of investment in Mutual Fund	-	13.90
d) Other non operating income		
Insurance claims	-	352.99
Rent Income	0.42	1.20
Profit on sale of Investment	81.61	-
Sundry Liability Written back	-	15.95
Profit on cancellation of O&M Contract	520.38	-
Total	1,017.13	1,486.35



INOX GREEN ENERGY SERVICES LIMITED (formerly Known as Inox Wind Infrastructure Services Limited)
Notes to the standalone financial statements for the year ended 31 March 2022

(₹ in Lakhs)


Particulars	2021-22	2020-21
28: O&M and Common infrastructure facility expenses		
Construction material consumed	672.08	286.65
Equipments & machinery hire charges	38.91	35.98
Subcontractor cost	0.60	-
O&M repairs	1,116.56	1,582.06
Legal & professional fees & expenses	360.86	50.33
Stores and spares consumed	361.90	1,006.34
Rates & taxes and regulatory fees	-	0.29
Rent	122.70	138.49
Labour charges	215.18	64.71
Insurance	347.07	444.26
Security charges	723.47	805.86
Travelling & conveyance	781.72	880.32
Miscellaneous expenses	88.52	94.71
	4,829.57	5,390.00
Total		
28a: Purchases of stock-in-trade	2,219.83	-
Purchases of stock-in-trade		
28b: Changes in inventories of work in progress		
Purchases of stock-in-trade	(2,996.31)	-
material consumed	2,219.83	-
	(776.48)	-
	(776.48)	-
(Increase)/Decrease in work-in-progress		
29: Employee benefits expense		
Salaries and wages	1,767.39	1,459.50
Contribution to provident and other funds	78.02	77.53
Gratuity	51.37	59.79
Staff welfare expenses	269.35	282.18
	2,166.13	1,879.00



INOX GREEN ENERGY SERVICES LIMITED (formerly Known as Inox Wind Infrastructure Services Limited)
Notes to the standalone financial statements for the year ended 31 March 2022

(₹ in Lakhs)

Particulars	2021-22	2020-21
30: Finance costs		
a) Interest on financial liabilities carried at amortised cost	4,357.81	2,535.34
Interest on borrowings		
b) Other interest cost	45.34	-
Interest on delay payment of Taxes		1.21
Other Interest		
c) Other borrowing costs	247.38	355.98
Bank Guarantee Charges	564.38	257.22
Corporate Guarantee Charges		
d) Unwinding cost of compound financial instrument	-	2,902.95
Total	5,214.91	6,052.70
31: Depreciation and amortisation expense		
Depreciation of property, plant and equipment	4,882.99	4,541.17
Amortisation of intangible assets	0.64	367.09
Total	4,883.63	4,908.26
32: Other Expenses		
Legal and professional fees and expenses	41.85	173.77
Directors' sitting fees	9.80	5.40
Allowance for expected credit losses	146.96	34.65
Liquidated damages	-	1,364.81
Loss on Convesion of OCD	200.28	-
Miscellaneous expenses	141.58	131.74
Total	540.47	1,710.37



INOX GREEN ENERGY SERVICES LIMITED (formerly Known as Inox Wind Infrastructure Services Limited)
Notes to the standalone financial statements for the year ended 31 March 2022

33. Ageing Schedule
(a) Trade Receivable Ageing
As at 31 March 2022

(₹ in Lakhs)

Particulars	Outstanding for following periods from date of transaction					Total
	Less than 6 month	6 months -1 Year	1-2 Years	2-3 Years	More than 3 years	
(i) Undisputed Trade receivable considered good	4,428.88	495.24	651.70	249.79	3.13	5,828.76
(ii) Undisputed Trade receivable -which have significant Increase in credit risk	-	-	-	-	-	-
(iii) Undisputed Trade receivable -credit Impaired	-	-	-	-	-	-
(iv) Disputed Trade receivable considered good	369.93	365.15	18.18	265.42	221.53	1,240.21
(v) Disputed Trade receivable -which have significant Increase in credit risk	-	-	-	-	-	-
(vi) Disputed Trade receivable -credit Impaired	-	-	-	-	-	-

As at 31 March 2021


Particulars	Outstanding for following periods from date of transaction					Total
	Less than 6 month	6 months -1 Year	1-2 Years	2-3 Years	More than 3 years	
(i) Undisputed Trade receivable considered good	3,644.49	2,537.28	7,369.40	1,901.81	10,578.93	26,031.91
(ii) Undisputed Trade receivable -which have significant Increase in credit risk	-	-	-	-	-	-
(iii) Undisputed Trade receivable -credit Impaired	-	-	-	-	-	-
(iv) Disputed Trade receivable considered good	288.74	179.51	351.80	237.97	0.31	1,058.34
(v) Disputed Trade receivable -which have significant Increase in credit risk	-	-	-	-	-	-
(vi) Disputed Trade receivable -credit Impaired	-	-	-	-	-	-

(b) Trade Payable Ageing
As at 31 March 2022

Particulars	Outstanding for following periods from date of transaction				Total
	Less than 1 Year	1-2 Years	2-3 Years	More than 3 years	
(i) MSME	-	-	-	-	-
(ii) Others	2,698.13	1,829.14	734.80	654.68	5,916.75
(iii) Disputed dues-MSME	-	-	-	-	-
(iv) Disputed dues-Others	-	-	-	-	-

As at 31 March 2021

Particulars	Outstanding for following periods from date of transaction				Total
	Less than 1 Year	1-2 Years	2-3 Years	More than 3 years	
(i) MSME	40.66	11.04	-	14.86	66.56
(ii) Others	20,793.40	12,869.20	3,683.71	8,217.78	45,564.08
(iii) Disputed dues-MSME	-	-	-	-	-
(iv) Disputed dues-Others	245.52	783.37	760.36	187.28	1,976.54



(c) Ratios

Disclosure of Accounting Ratios as required by the Schedule III. % Changes in Ratios between 31 March 2022 and 31 March 2021 are not comparable due to Discontinued Operation (as refer in Note 47)

a) Current Ratio= Current Assets divided by Current Liability

Particulars	2021-22	2020-21
Current Assets	31,075.43	94,730.15
Current Liability	67,503.56	2,09,642.16
Ratio	0.46	0.45
%Change from previous year	1.88%	

b) Debt Equity ratio=Total debt divided by Total equity where total debt refer to sum of current & non current borrowing

Particulars	2021-22	2020-21
Total Debt	69,617.05	1,26,608.37
Total Equity	90,716.22	10,738.33
Ratio	0.77	11.79
%Change from previous year	-93.49%	

c) Debt Service Coverage Ratio (DSCR)=Earning available for debt services divided by total interest and principle repayments

Particulars	2021-22	2020-21
Net operating income	4,553.56	12,211.85
Debt Service	13,150.00	22,734.67
Principal Repayment	4,357.81	8,815.14
Interest	17,507.81	31,549.81
Ratio	0.26	0.39
%Change from previous year	-32.81%	

d) Return on Equity Ratio=Net profit after tax divided by Equity

Particulars	2021-22	31 March 2021
Net profit	(440.12)	(7,191.72)
Total Equity	50,727.28	10,738.35
Ratio	-0.87%	-66.97%
%Change from previous year	-98.70%	

e) Inventory turnover ratio=Cost of materials consumed divided by average inventory

Particulars	2021-22	31 March 2021
Cost of material consumed	4,829.57	12,701.52
Average inventory	1,710.07	32,730.60
Ratio	2.82	0.39
%Change from previous year	627.77%	

f) Trade Receivable turnover ratio= Sales divided by average receivables


Particulars	2021-22	31 March 2021
Sales	17,399.58	24,360.24
Average receivables	14,890.86	24,423.75
Ratio	1.17	1.00
%Change from previous year	17.15%	

g) Trade Payable turnover ratio=Purchase divided by average trade payables

Particulars	2021-22	31 March 2021
Purchase	6,272.92	12,679.93
Average trade payable	26,761.97	44,511.54
Ratio	0.23	0.28
%Change from previous year	-17.72%	

h) Net capital turnover ratio= Revenue from operations divided by Net working capital whereas net working capital= current assets-currents liabilities

Particulars	2021-22	31 March 2021
Revenue from operations	17,399.58	24,360.24
Net Working capital	(36,428.13)	(1,14,912.01)
Ratio	-47.76%	-21.20%
%Change from previous year	125.31%	



i) Net profit ratio=Net profit after tax divided by Revenue from operations


Particulars	2021-22	31 March 2021
Net Profit	(440.12)	(7,191.72)
Revenue from operations	17,399.58	24,360.24
Ratio	-2.53%	-29.52%
%Change from previous year	-91.43%	

j) Return on capital employed=Earning before interest and taxes(EBIT)divided by Capital Employed

Particulars	2021-22	31 March 2021
EBIT	4,553.56	3,517.51
Capital employed	1,60,332.30	35,656.91
Ratio	2.84%	9.86%
%Change from previous year	-71.21%	

k) Return on investment= Net profit divided by Net Worth

Particulars	2021-22	31 March 2021
Net profit	(440.12)	(7,191.72)
Net worth	90,716.22	10,738.35
Ratio	-0.49%	-66.97%
%Change from previous year	-99.28%	



INOX GREEN ENERGY SERVICES LIMITED (formerly Known as Inox Wind Infrastructure Services Limited)
Notes to the standalone financial statements for the year ended 31 March 2022

34. Income tax recognised in Statement of Profit and Loss

(₹ in Lakhs)


Particulars	2021-22	2020-21
Current tax		
In respect of the current year	-	-
Minimum Alternate Tax (MAT) credit	-	-
Deferred tax		
In respect of the current year	(2,488.15)	(3,786.09)
Taxation pertaining to earlier years	(2,488.15)	(3,786.09)
Total income tax expense recognised in the current year	(2,488.15)	(3,786.09)

The income tax expense for the year can be reconciled to the accounting profit as follows:

(₹ in Lakhs)

Particulars	2021-22	2020-21
Profit/(loss) before tax for the year from continuing operations	(661.35)	(771.55)
Profit/(Loss) before the tax for the year from discontinued operations	(7,531.24)	(10,206.27)
Income tax expense calculated at 34.944%	(2,862.82)	(3,836.09)
Effect of expenses that are not deductible in determining taxable profit	374.67	49.99
Income tax expense recognised in statement of profit and loss	(2,488.15)	(3,786.10)

The tax rate used for the year ended 31 March 2022 and for the year ended 31 March 2021, in reconciliations above is the corporate tax rate of 34.944% payable by corporate entities in India on taxable profits under the Indian tax laws. Provision for tax in the standalone financial statement for the year ended 31 March 2022 and year ended 31 March 2021 are only provisional in the respective years and subject to change at the time of filing of Income Tax Return based on actual addition/deduction as per provisions of Income Tax Act 1961.




INOX GREEN ENERGY SERVICES LIMITED (formerly Known as Inox Wind Infrastructure Services Limited)
Notes to the standalone financial statements for the year ended 31 March 2022

35. Earnings per share

Particulars	2021-22	2020-21
<u>Basic earning/(loss) per share</u>		
Profit/(loss) for the year from the continued operations (₹ in Lakhs)	(440.12)	(499.55)
Profit/(loss) for the year from the dis-continued operations (₹ in Lakhs)	(5,264.32)	(6,691.40)
Weighted average number of equity shares used in calculation of basic and diluted EPS (Nos)	19,71,30,861	12,13,45,716
Nominal value of each share (in ₹)	10.00	10.00
Earnings earnings/(loss) per share (₹) for continuing operations [Face value of Rs.10 per share]	(0.22)	(0.42)
Earnings earnings/(loss) per share (₹) for discontinued operations [Face value of Rs.10 per share]	(2.67)	(5.51)
Diluted Earnings earnings/(loss) per share (₹) for continuing operations [Face value of Rs.10 per share]	(0.22)	(0.42)
Diluted Earnings earnings/(loss) per share (₹) for discontinued operations [Face value of Rs.10 per share]	(2.67)	(5.51)

Note: There is no anti-dilutive effect for the year ended 31 March 2022 and for the year ended 31 March 2021 respectively, hence Diluted earning /(loss) per share is same.



INOX GREEN ENERGY SERVICES LIMITED (formerly Known as Inox Wind Infrastructure Services Limited)
Notes to the standalone financial statements for the year ended 31 March 2022

36. Capital Management

For the purpose of the Company's capital Management, capital includes issued equity share capital, security premium and all other equity reserves attributable to the equity holders of the Company.

The Company's capital Management objectives are:


- to ensure the Company's ability to continue as a going concern
- to provide an adequate return to shareholders by pricing products and services commensurately with the level of risk.

The Company manages its capital structure and makes adjustments in light of changes in economic conditions and the requirements of the financial covenants. To maintain or adjust the capital structure, the Company may adjust the dividend payment to shareholders, return capital to shareholders or issue new shares. The Company monitors capital using a gearing ratio, which is net debt divided by total equity. The Company includes within net debt, interest bearing loans and borrowings, trade and other payables, less cash and cash equivalents, excluding discontinued operations, if any.

The gearing ratio at the end of the reporting period was as follows:

Particulars	(₹ in Lakhs)	
	As at 31 March 2022	As at 31 March 2021
Non-current borrowings	16,425.96	24,918.56
Current maturities of long term debt	13,150.00	22,734.67
Current borrowings	39,863.00	74,720.22
Interest accrued and due on borrowings	178.84	4,233.80
Total debt	69,617.80	1,26,607.25
Less: Cash and bank balances (excluding bank deposits kept as lien)	4,375.83	1,908.32
Net debt	65,241.97	1,24,698.93
Total Equity	90,716.22	10,738.33
Net debt to equity ratio	71.92%	1161.25%

In order to achieve this overall objective, the Company's capital Management, amongst other things, aims to ensure that it meets financial covenants attached to the interest-bearing loans and borrowings that define capital structure requirements. No changes were made in the objectives, policies or processes for managing capital during the year ended 31 March 2022.



37. Financial Instrument

		(₹ in Lakhs)	
(i) Categories of financial instruments		As at 31 March 2022	As at 31 March 2021
a) Financial assets			
Measured at amortised cost			
(a) Cash and bank balances		7,534.37	3,197.44
(b) Trade receivables		6,820.31	22,961.40
(c) Loans		4,062.99	4,205.28
(d) Investments		6,508.91	6,393.89
(e) Other financial assets		52,534.24	50,800.99
	Sub total	77,460.82	87,559.00
(b) Financial liabilities			
Measured at fair value through profit or loss (FVTPL)			
Other non current derivative financial liabilities			480.23
Measured at amortised cost			
(a) Borrowings		69,617.80	1,22,373.45
(b) Trade payables		5,916.75	47,607.18
(c) Other financial liabilities		1,587.76	29,341.59
	Sub total	77,122.31	1,99,322.22
Total Financial Liabilities		77,122.31	1,99,802.45


The carrying amount reflected above represents the Company's maximum exposure to credit risk for such financial assets. Investment in subsidiaries and associates are classified as equity investment have been accounted as at historic cost. Since these are scope out of Ind AS 109 for the purpose of measurement, the same have not been disclosed in the above table.

(ii) Financial risk management

The Company's corporate finance function provides services to the business, coordinates access to financial market, monitors and manages the financial risks relating to the operations of the Company through internal risk reports which analyse exposures by degree and magnitude of the risk. These risks include market risk (including currency risk, interest rate risk and other price risk), credit risk and liquidity risk.

(iii) Market Risk

Market risk is the risk that the fair value of future cash flows of a financial instrument will fluctuate because of change in market price. The Company does not have any foreign currency exposure, hence is not subject to foreign currency risks. Further, the Company does not have any investments other than strategic investments in subsidiaries, so the company is not subject to other price risks. Market risk comprise of interest rate risk and other price risk.



37. Financial Instrument

(iii)(a) Interest rate risk management

Interest rate risk refers to the possibility that the fair value or future cash flows of a financial instrument will fluctuate because of changes in market interest rate. The Company is exposed to interest rate risk because it borrows funds at both fixed and floating interest rates. The risk is managed by the Company by maintaining an appropriate mix between fixed and floating rate borrowings.

Interest rate sensitivity analysis

The sensitivity analysis below have been determined based on the exposure to interest rates for floating rate liabilities at the end of the reporting period. For floating rate liabilities, a 50 basis point increase or decrease is used when reporting interest rate risk internally to key management personnel and represents management's assessment of the reasonably possible change in interest rates.

If interest rates had been 50 basis points higher/lower and all other variables were held constant, the Company's profit for the year ended 31 March 2022 would decrease/increase by ₹ 95.77 Lakhs net of tax (for the year ended 31 March 2021 would decrease/increase by ₹ 109.59 Lakhs net of tax). This is mainly attributable to the Company's exposure to interest rates on its variable rate borrowings.

(iii)(b) Other price risks

The Company's non listed equity securities as susceptible to market price risk arising from uncertainties about future values of the investment securities. Management monitors the investment closely to mitigate its impact on profit and cash flows.

(iv) Credit risk management


Credit risk refers to risk that a counterparty will default on its contractual obligations resulting in financial loss to the Company. Credit risk arises primarily from financial assets such as trade receivables, other balances with banks, loans and other receivables.

a) Trade receivables

Credit risk arising from trade receivables is managed in accordance with the Company's established policy, procedures and control relating to customer credit risk management. The Company is providing O&M services and is having long term contracts with such customers. Accordingly, risk of recovery of such amounts is mitigated. Customers who represents more than 5% of the total balance of Trade Receivable for the year ended 31 March, 2022 is ₹ 3,542.77 lakhs (for the year ended 31 March 2021 is Rs. 13,236.81 Lakhs) are due from 6 major customers (Previous year 6 major customers) who are reputed parties. All trade receivables are reviewed and assessed for default at each reporting period.

For trade receivables, as a practical expedient, the Company computes credit loss allowance based on a provision matrix. The provision matrix is prepared based on historically observed default rates over the expected life of trade receivables and is adjusted for forward-looking estimates. The provision matrix at the end of the reporting period is as follows and during the year the Company has changed the provision matrix considering the long term outstanding and credit risk.

Ageing	Expected credit loss (%)	
	2021-2022	2020-2021
0-1 Year	1%	1%
1-2 Year	10%	5%
2-3 Year	15%	10%
3-5 Year	25%	15%
Above 5 Year	100%	100%



INOX GREEN ENERGY SERVICES LIMITED (formerly Known as Inox Wind Infrastructure Services Limited)
Notes to the standalone financial statements for the year ended 31 March 2022

37. Financial Instrument

Age of receivables

Particulars	(₹ in Lakhs)	(₹ in Lakhs)
	As at 31 March 2022*	As at 31 March 2021
0-1 Year	5,659.20	6,650.03
1-2 Year	669.88	7,721.20
2-3 Year	515.21	2,139.78
3-5 Year	224.67	8,354.96
Above 5 Year	-	2,224.28
Gross trade receivables	7,068.96	27,090.25

*Expected credit loss (ECL) is not calculated for Balance outstanding with Group Companies.

Movement in the expected credit loss allowance :

Particulars	(₹ in Lakhs)	(₹ in Lakhs)
	2021-2022	2020-2021
Balance at beginning of the year	4,128.85	2,294.94
Movement in expected credit loss allowance - further allowance	146.96	1,995.91
Movement in expected credit loss allowance - on account of transfer of EPC Business	(4,027.15)	-
Movement in expected credit loss allowance - amount written off/ (amount written back)	-	162.00
Balance for the year ended 31 March 2022	248.66	4,128.85

b) Loans and Other Receivables

The Company applies expected credit losses (ECL) model for measurement and recognition of loss allowance on the loans given by the Company to the external parties. ECL is the difference between all contractual cash flows that are due to the Company in accordance with the contract and all the cash flows that the Company expects to receive (i.e., all cash shortfalls), discounted at the original effective interest rate.

The Company determines if there has been a significant increase in credit risk of the financial asset since initial recognition. If the credit risk of such assets has not increased significantly, an amount equal to 12-month ECL is measured and recognized as loss allowance. However, if credit risk has increased significantly, an amount equal to lifetime ECL is measured and recognized as loss allowance.


12-month ECL are a portion of the lifetime ECL which result from default events that are possible within 12 months from the reporting date. Lifetime ECL are the expected credit losses resulting from all possible default events over the expected life of a financial asset.

ECL are measured in a manner that they reflect unbiased and probability weighted amounts determined by a range of outcomes, taking into account the time value of money and other reasonable information available as a result of past events, current conditions and forecasts of future economic conditions.

ECL impairment loss allowance (or reversal) recognized during the period is recognized as income/expense in the Statement of Profit and Loss under the head Other Income/Other expenses respectively.

c) Other financial assets

Credit risk arising from other balances with banks is limited because the counterparties are banks.



37. Financial Instrument

(v) Liquidity Risk Management

Ultimate responsibility for liquidity risk management rests with the committee of board of directors of the Company and its holding company, which has established an appropriate liquidity risk management framework for the management of the Company's short, medium and long-term funding and liquidity management requirements. The Company manages liquidity risk by maintaining adequate reserves, banking facilities and reserve borrowing facilities, by continuously monitoring forecast and actual cash flows, and by matching the maturity profiles of financial assets and liabilities.

(vi) Liquidity risk tables

The following tables detail the Company's remaining contractual maturity for its non-derivative financial liabilities with agreed repayment periods. The tables have been drawn up based on the undiscounted cash flows of financial liabilities based on the earliest date on which the Company can be required to pay. The tables include both interest and principal cash flows. To the extent that interest flows are floating rate, the undiscounted amount is derived from interest rate curves at the end of the reporting period. The contractual maturity is based on the earliest date on which the Company may be required to pay.


a) Non-Derivative Financial Liabilities :

The table below provides details regarding the contractual maturities of financial liabilities including estimated interest payments as at 31 March 2022:

Particulars	(₹ in Lakhs)			
	Less than 1 year	1 to 5 year	5 years and above	Total
As at 31 March 2022				
Borrowings	53,191.84	16,425.96	-	69,617.80
Trade payables	5,916.75	-	-	5,916.75
Other financial liabilities	1,587.76	-	-	1,587.76
Derivative financial liabilities	-	-	-	-
Total	60,696.35	16,425.96	-	77,122.31

The table below provides details regarding the contractual maturities of financial liabilities including estimated interest payments as at 31 March 2021:

Particulars	(₹ in Lakhs)			
	Less than 1 year	1 to 5 year	5 years and above	Total
As at 31 March 2021				
Borrowings	97,454.89	24,918.56	-	1,22,373.45
Trade payables	47,607.18	-	-	47,607.18
Other financial liabilities	29,341.59	-	-	29,341.59
Derivative financial liabilities	-	480.23	-	480.23
Total	1,74,403.66	25,398.79	-	1,99,802.45



INOX GREEN ENERGY SERVICES LIMITED (formerly Known as Inox Wind Infrastructure Services Limited)
Notes to the standalone financial statements for the year ended 31 March 2022

37. Financial Instrument

(vii) Fair Value of the Company's financial assets and financial liabilities that are measured at fair value on a recurring basis:


(₹ in Lakhs)

Financial assets/ (Financial liabilities)	Fair Value as at		Fair Value Hierarchy	Valuation Technique(s) & key inputs used	Significant unobservable input(s)	Relationship of unobservable inputs to fair value
	31 March 2022	31 March 2021				
(a) Optionally convertible debentures (Refer Note 21)		(480.23)	Level 2	Discounted cash flow. Future cash flows are estimated based on forward exchange rates (from observable yield curves at the end of the reporting period) and contract interest rates, discounted at a rate that reflects the credit risk of various counterparties.	NA	NA

During the period, there were no transfers between Level 1 and level 2

(viii) Fair value of financial assets and financial liabilities that are not measured at fair value (but fair value disclosures are required)

The carrying amount of financial assets and financial liabilities measured at amortised cost in the financial statements are a reasonable approximation of their fair values since the Company does not anticipate that the carrying amounts would be significantly different from the values that would eventually be received or settled.



INOX GREEN ENERGY SERVICES LIMITED (formerly Known as Inox Wind Infrastructure Services Limited)
Notes to the standalone financial statements for the year ended 31 March 2022

38. Employee benefits:

(a) Defined Contribution Plans

The Company contributes to the Government managed provident and pension fund for all qualifying employees.

Contribution to provident fund of ₹ 80.67 Lakhs (31 March 2021 : ₹ 85.38 Lakhs) is recognized as an expense and included in "Contribution to provident and other funds" in Statement of Profit and Loss.

(b) Defined Benefit Plans:

The Company has defined benefit plan for payment of gratuity to all qualifying employees. It is governed by the Payment of Gratuity Act, 1972. Under this Act, an employee who has completed five years of service is entitled to the specified benefit. The level of benefits provided depends on the employee's length of service and salary at retirement age. The Company's defined benefit plan is unfunded.

There are no other post retirement benefits provided by the Company.

The actuarial valuation of the present value of the defined benefit obligation were carried out as at 31 March 2022 by M/s Charan Gupta Consultants Pvt Ltd, Fellow of the Institute of the Actuaries of India (for 31 March 2021 by M/s Charan Gupta Consultants Pvt Ltd, Fellow of the Institute of the Actuaries of India). The present value of the defined benefit obligation, the related current service cost and past service cost, were measured using the projected unit credit method.


(₹ in Lakhs)

Movement in the present value of the defined benefit obligation are as follows :	Gratuity	
	As At 31 March 2022	As At 31 March 2021
Particulars		
Opening defined benefit obligation	147.99	137.63
Acquisition adjustment In	-	-
Interest cost	9.92	9.17
Current service cost	34.28	35.66
Benefits paid	(16.17)	(12.03)
Actuarial (gain) / loss on obligations	(36.84)	(22.44)
Present value of obligation as at the year end	139.18	147.99

Components of amounts recognised in profit or loss and other comprehensive income are as under:

(₹ in Lakhs)

Gratuity	As At 31 March 2022	As At 31 March 2021
Current service cost	34.28	35.66
Interest cost	9.92	9.17
Acquisition adjustment In	-	-
Amount recognised in profit or loss	44.20	44.83
Actuarial (gain)/loss		
a) arising from changes in financial assumptions	(6.44)	(0.57)
b) arising from experience adjustments	(30.41)	(21.87)
Amount recognised in other comprehensive income	(36.84)	(22.44)
Total	7.36	22.39



38. Employee benefits:

The principal assumptions used for the purposes of the actuarial valuations of gratuity are as follows:

Particulars	As At 31 March 2022	As At 31 March 2021
Discount rate (per annum)	7.13%	6.70%
Expected rate of salary increase	8.00%	8.00%
Employee attrition rate	5.00%	5.00%
Mortality	IALM (2012-14) Ultimate Mortality Table	IALM (2012-14) Ultimate Mortality Table

Estimates of future salary increases considered in actuarial valuation take account of inflation, seniority, promotion and other relevant factors such as supply and demand in the employment market.

These plans typically expose the Company to actuarial risks such as interest rate risk and salary risk.

a) Interest risk: a decrease in the bond interest rate will increase the plan liability.

b) Salary risk: the present value of the defined benefit plan liability is calculated by reference to the future salaries of plan participants. As such, a variation in the expected rate of salary increase of the plan participants will change the plan liability.


Sensitivity analysis

Significant actuarial assumptions for the determination of defined obligation are discount rate and expected salary increase. The sensitivity analysis below have been determined based on reasonably possible changes of the respective assumptions occurring at the end of the reporting period, while holding all other assumptions constant.

Particulars	Gratuity	
	Year ended 31 March 2022	Year ended 31 March 2021
Impact on present value of defined benefit obligation:		
If discount rate is increased by 0.50%	(7.27)	(7.42)
If discount rate is decreased by 0.50%	7.91	8.12
If salary escalation rate is increased by 0.50%	7.05	7.61
If salary escalation rate is decreased by 0.50%	(6.58)	(7.01)

The sensitivity analysis presented above may not be representative of the actual change in the defined benefit obligation as it is unlikely that the change in assumption would occur in isolation of one another as some of the assumptions may be correlated. Furthermore, in presenting the above sensitivity analysis, the present value of the defined benefit obligation has been calculated using the projected unit credit method at the end of the reporting period, which is the same as that applied in calculating the defined benefit obligation liability recognised in the balance sheet.

There was no change in the methods and assumptions used in preparing the sensitivity analysis from prior years.



INOX GREEN ENERGY SERVICES LIMITED (formerly Known as Inox Wind Infrastructure Services Limited)
Notes to the standalone financial statements for the year ended 31 March 2022

38. Employee benefits:

Discounted Expected outflow in future years (as provided in actuarial report)

(₹ in Lakhs)

Particulars	Year ended 31 March 2022	Year ended 31 March 2021
	Gratuity	
Expected outflow in 1st Year	4.74	19.77
Expected outflow in 2nd Year	7.59	5.25
Expected outflow in 3rd Year	7.08	5.58
Expected outflow in 4th Year	6.77	5.89
Expected outflow in 5th Year	6.31	5.92
Expected outflow in 6th to 10th Year	106.70	105.59

The average duration of the defined benefit plan obligation for the year ended 31 March 2022 reporting period is 14.96 years (31 March 2021 : 14.01 years).


(c) Other long term employment benefits:

Annual leave & Short term leave

The liability towards compensated absences (annual and short term leave) for the year ended 31 March 2022 based on actuarial valuation carried out by using projected accrued benefit method resulted in decrease in liability by ₹ 6.59 lakhs (31 March 2021: increase in liability by ₹ 5.48 lakhs), which is included in the employee benefits in the Statement of Profit and Loss.

The principal assumptions used for the purposes of the actuarial valuations of compensated absences are as follows:

Particulars	As at 31 March 2022	As at 31 March 2021
	Discount rate	7.13%
Expected rate of salary increase	8.00%	8.00%
Employee attrition rate	5.00%	5.00%
Mortality rate	IALM (2012-14) Ultimate Mortality Table	IALM (2012-14) Ultimate Mortality Table



INOX GREEN ENERGY SERVICES LIMITED (formerly known as Inox Wind Infrastructure Services Limited)

Notes to the standalone financial statements for the year ended 31 March 2022

39. Related Party Disclosures:

(i) Where control exists :


Inox Wind Limited (IWL) - holding company
Inox Wind Energy Limited (IWEL) - holding company (w.e.f. 01 July, 2020)*
GFL Limited (earlier known as Gujarat Fluorochemicals Limited) ("GFL") - holding company (Up to 30 June, 2020)*
Inox Leasing and Finance Limited - ultimate holding company

Subsidiaries

1. Marut Shakti Energy India Limited (Up to 28 October, 2021)**
3. Sarayu Wind Power (Tallimadugula) Private Limited (Up to 28 October, 2021)**
5. Sarayu Wind Power (Kondapuram) Private Limited (Up to 28 October, 2021)**
7. Suswind Power Private Limited
9. Ripudaman Urja Private Limited
11. Vigodi Wind Energy Private Limited
13. Yuelta Wind Energy Private Limited
15. Allento Wind Energy Private Limited
17. Flurry Wind Energy Private Limited
19. Khatiyu Wind Energy Private Limited
21. Nani Virani Wind Energy Private Limited
23. Wind Four Renergy Private Limited (w.e.f. 01 January 2021)***
2. Satviki Energy Private Limited (Up to 28 October, 2021)**
4. Vinirmaa Energy Generation Private Limited (Up to 28 October, 2021)**
6. RBRK Investments Limited (Up to 28 October, 2021)**
8. Vasuprada Renewables Private Limited
10. Haroda Wind Energy Private Limited
12. Vibhav Energy Private Limited
14. Tempest Wind Energy Private Limited
16. Flutter Wind Energy Private Limited
18. Sri Pavan Energy Private Limited (upto 22 May 2020)
20. Ravapar Wind Energy Private Limited
22. Resco Global Wind Service Private Limited (Up to 18 October, 2021)**

Associates #

1. Wind One Renergy Limited (formerly known as Wind One Renergy Private Limited)
3. Wind Three Renergy Limited (formerly known as Wind Three Renergy Private Limited)
5. Wind Five Renergy Limited (formerly known as Wind Five Renergy Private Limited)
2. Wind Two Renergy Private Limited
4. Wind Four Renergy Private Limited (upto 31 December 2020)****



INOX GREEN ENERGY SERVICES LIMITED (formerly known as Inox Wind Infrastructure Services Limited)

Notes to the standalone financial statements for the year ended 31 March 2022

39. Related Party Disclosures:

ii. Other Related parties with whom there are transactions during the year

Key Management Personnel (KMP)

- Mr. Vineet Valentine Davis - Whole-time director (upto 18 May 2020)
- Mr. Vineet Valentine Davis - Non executive director (w.e.f. 19 May 2020)
- Mr. Manoj Shambhu Dixit - Whole-time director
- Mr. Mukesh Manglik - Non executive director (upto 18 May 2020)
- Mr. Mukesh Manglik - Whole-time director (w.e.f. 19 May 2020)
- Mr. Shanti Prasad Jain - Non executive director
- Mr. V.Sankaranarayanan - Non executive director
- Mrs. Bindu Saxena - Non executive director (w.e.f. 14 December, 2021)

Fellow Subsidiaries

- 1. Marut Shakti Energy India Limited (w.e.f. 29 October, 2021)**
- 3. Sarayu Wind Power (Tallimadugula) Private Limited (w.e.f. 29 October, 2021)**
- 5. Sarayu Wind Power (Kondapuram) Private Limited (w.e.f. 29 October, 2021)**
- 7. Resco Global Wind Service Private Limited (w.e.f. 19 October, 2021)**
- 2. Satviki Energy Private Limited (w.e.f. 29 October, 2021)**
- 4. Vinirmaa Energy Generation Private Limited (w.e.f. 29 October, 2021)**
- 6. RBRK Investments Limited (w.e.f. 29 October, 2021)**
- 8. Gujarat Fluorochemicals Limited ("GFCL")
(earlier known as Inox Fluorochemicals Limited)

*The Hon'ble National Company Law Tribunal, Ahmedabad Bench ("NCLT") vide its order dated 25 January 2021 has approved a Composite Scheme of Arrangement (the "Scheme") between GFL Limited, Inox Renewables Limited and Inox Wind Energy Limited (wholly-owned subsidiaries of GFL Limited) as detailed below:


- a) Part A - Amalgamation of Inox Renewables Limited into GFL Limited w.e.f. 01 April 2020 and
- b) Part B - Demerger of the Renewable Energy Business (as more particularly defined in the Scheme) and strategic investment of GFL Limited in Inox Wind Limited and other assets and liabilities pertaining to the said business into Inox Wind Energy Limited, a newly incorporated company for the purpose of vesting of the Renewable Energy Business w.e.f. 01 July 2020.

The aforesaid Scheme become effective from 09 February 2021. Upon the said Scheme becoming effective, Inox Wind Limited has become the subsidiary company of Inox Wind Energy Limited w.e.f. 01 July 2020.

** Refet to note 47

***Various binding agreements entered into with party has ceased to exist w.e.f. 01 January 2021 as per term and conditions of the agreement. The Company has gained control over such company in terms of Ind AS 110: Consolidated Financial Statements. Therefore, the Company has accounted for investment in such company as investment in 'subsidiary' from the date of gaining control.

IGESL has formed above wholly-owned subsidiaries for the purpose of carrying out business of generation and sale of wind energy. IGESL has entered into various binding agreements with a party to, inter-alia, transfer the shares of such companies at a future date and defining rights of the respective parties. In view of the provisions of these binding agreements, it is assessed that IGESL has ceased to exercise control over such companies in terms of Ind AS 110: Consolidated Financial Statements. Therefore, IGESL has accounted for investment in such companies as investment in 'associate' from the date of cessation of control.



INOX GREEN ENERGY SERVICES LIMITED (formerly known as Inox Wind Infrastructure Services Limited)

Notes to the standalone financial statements for the year ended 31 March 2022

39. Related Party Disclosures:

(₹ in Lakhs)

Particulars	Holding/Subsidiary companies		Associates		Fellow Subsidiaries		Total	
	2021-2022	2020-2021	2021-2022	2020-2021	2021-2022	2020-2021	2021-2022	2020-2021
A) Transactions during the year								
Sale of goods and services	5,320.91	2,365.62	-	-	-	-	5,320.91	2,365.62
Inox Wind Limited	18.06	18.06	-	-	-	-	-	18.06
GFL Limited	43.18	55.06	-	-	-	-	43.18	55.06
Inox Wind Energy Limited	308.09	357.21	-	-	-	-	308.09	357.21
Gujarat Fluorochemicals Limited	-	-	-	-	539.85	514.14	539.85	514.14
Marut Shakti Energy India Limited	-	-	6.06	55.61	125.02	-	6.06	55.61
Wind One Renergy Limited	-	-	6.06	253.79	-	-	6.06	253.79
Wind Two Renergy Private Limited	-	-	5.88	160.82	-	-	5.88	160.82
Wind Five Renergy Limited	-	-	6.06	33.63	-	-	6.06	33.63
Wind Three Renergy Limited	-	-	-	-	836.32	-	836.32	-
Resco Global Wind Service Private Limited	-	1,291.40	-	-	-	-	-	1,291.40
Wind Four Renergy Private Limited	1,140.33	-	-	-	-	-	1,140.33	-
Nani Virani Wind Energy Private Limited	6,812.52	4,087.35	24.06	503.85	1,501.19	514.14	8,337.78	5,105.34
Total								
Rent Income	0.07	0.24	-	-	0.02	-	0.09	0.24
RBRK Investments Limited	0.07	0.24	-	-	0.02	-	0.09	0.24
Vinirmaa Energy Generation Private Limited	0.06	0.24	-	-	0.02	-	0.08	0.24
Satviki Energy Private Limited	0.06	0.24	-	-	0.02	-	0.08	0.24
Sarayu Wind Power (Kondapuram) Private Limited	0.06	0.24	-	-	0.02	-	0.08	0.24
Sarayu Wind Power (Tallimadugula) Private Limited	0.30	1.20	-	-	0.12	-	0.42	1.20
Total								
Purchase of goods and services	9,408.15	-	-	-	-	-	9,408.15	-
Inox Wind Limited	-	-	-	-	-	108.16	-	108.16
Gujarat Fluorochemicals Limited	-	-	-	-	-	-	-	-
RBRK Investments Limited	9,408.15	1,236.77	-	-	-	108.16	9,408.15	1,344.93
Total								
Rent Expenses paid	-	-	-	-	3.01	-	3.01	-
Gujarat Fluorochemicals Limited	-	-	-	-	3.01	-	3.01	-
Total								
Inter-corporate deposits taken	98,789.76	52,228.49	-	-	-	-	98,789.76	52,228.49
Inox Wind Limited	1,000.00	-	-	-	-	-	1,000.00	-
Wind Four Renergy Private Limited	99,789.76	52,228.49	-	-	-	-	99,789.76	52,228.49
Total								




INOX GREEN ENERGY SERVICES LIMITED (formerly known as Inox Wind Infrastructure Services Limited)

Notes to the standalone financial statements for the year ended 31 March 2022

39. Related Party Disclosures:

(₹ in Lakhs)

Particulars	Holding/Subsidiary companies		Associates		Fellow Subsidiaries		Total	
	2021-2022	2020-2021	2021-2022	2020-2021	2021-2022	2020-2021	2021-2022	2020-2021
Inter-corporate deposits refunded								
Inox Wind Limited	47,357.31	41,197.84	-	-	-	-	47,357.31	41,197.84
Inox Wind Energy Limited	10,000.00	-	-	-	-	-	10,000.00	-
Wind Four Renergy Private Limited	1.41	-	-	-	-	-	1.41	-
Total	57,358.72	41,197.84	-	-	-	-	57,358.72	41,197.84
Inter Corporate Deposit converted to Equity Share								
Inox Wind Limited	39,187.57	-	-	-	-	-	39,187.57	-
Total	39,187.57	-	-	-	-	-	39,187.57	-
Optionally Convertible Debentures converted to Equity Share								
Inox Wind Limited	20,000.00	10,000.00	-	-	-	-	20,000.00	10,000.00
Total	20,000.00	10,000.00	-	-	-	-	20,000.00	10,000.00
Issue of Non-Convertible, Non-Cumulative, Participating, Redeemable Preference Shares								
Inox Wind Limited	20,000.00	-	-	-	-	-	20,000.00	-
Total	20,000.00	-	-	-	-	-	20,000.00	-
Investments in Compulsory Convertible Debenture								
Nani Virani Wind Energy Private Limited	-	6,390.00	-	-	-	-	-	6,390.00
Total	-	6,390.00	-	-	-	-	-	6,390.00
A) Transactions during the year								
Investment in Equity Share during the year								
Nani Virani Wind Energy Private Limited	-	2,138.00	-	-	-	-	-	2,138.00
Wind Four Renergy Private Limited	-	-	-	740.40	-	-	-	740.40
Total	-	2,138.00	-	740.40	-	-	-	2,878.40
Advance received back								
Inox Wind Energy Limited	-	2,009.03	-	-	-	-	-	2,009.03
Total	-	2,009.03	-	-	-	-	-	2,009.03
Advance received								
Gujarat Fluorochemicals Limited	-	-	-	-	1,100.00	-	1,100.00	-
Total	-	-	-	-	1,100.00	-	1,100.00	-




INOX GREEN ENERGY SERVICES LIMITED (formerly known as Inox Wind Infrastructure Services Limited)

Notes to the standalone financial statements for the year ended 31 March 2022

39. Related Party Disclosures:

(₹ in Lakhs)

Particulars	Holding/Subsidiary companies		Associates		Fellow Subsidiaries		Total	
	2021-2022	2020-2021	2021-2022	2020-2021	2021-2022	2020-2021	2021-2022	2020-2021
	Inter-corporate deposits given	548.79	54.39	-	-	2.52	-	551.31
Marut Shakti Energy India Limited	1.47	0.89	-	-	0.01	-	1.48	0.89
Satviki Energy Private Limited	1.47	2.38	-	-	0.01	-	1.48	2.38
Sarayu Wind Power (Tallimadugula) Private Limited	3.05	2.24	-	-	0.01	-	3.06	2.24
Vinirmaa Energy Generation Private Limited	2.62	1.72	-	-	0.01	-	2.63	1.72
Sarayu Wind Power (Kondapuram) Private Limited	42.19	834.43	-	-	170.69	-	212.88	834.43
RBRK Investments Limited	79.43	0.60	-	241.99	-	-	79.43	242.59
Wind Four Reenergy Private Limited	0.78	0.15	-	-	-	-	0.78	0.15
Vasuprada Renewables Private Limited	1.66	5.67	-	-	-	-	1.66	3.67
Tempest Wind Energy Private Limited	1.50	6.23	-	-	-	-	1.50	6.23
Aliento Wind Energy Private Limited	2.25	6.06	-	-	-	-	2.25	6.06
Flutter Wind Energy Private Limited	1.42	6.27	-	-	-	-	1.42	6.27
Flurry Wind Energy Private Limited	1.61	3.66	-	-	-	-	1.61	3.66
Vuelta Wind Energy Private Limited	1.45	6.20	-	-	-	-	1.45	6.20
Suswind Energy Private Limited	0.57	0.65	-	-	-	-	0.57	0.65
Ripudaman Energy Private Limited	0.71	0.13	-	-	-	-	0.71	0.13
Vibhav Energy Private Limited	1.37	19.02	-	-	-	-	1.37	19.02
Vigodi Wind Energy Private Limited	0.83	18.64	-	-	-	-	0.83	18.54
Haroda Wind Energy Private Limited	1.27	19.28	-	-	-	-	1.27	19.28
Revapar Wind Energy Private Limited	1.44	19.28	-	-	-	-	1.44	19.28
Khatiyu Wind Energy Private Limited	-	19.48	-	-	-	-	-	19.48
Nani Yirani Wind Energy Private Limited	0.45	0.03	-	-	2,200.39	-	2,200.84	0.03
Resco Global Wind Service Private Limited	696.33	1,025.40	-	241.99	2,373.64	-	3,069.97	1,267.39
Total								




INOX GREEN ENERGY SERVICES LIMITED (formerly known as Inox Wind Infrastructure Services Limited)

Notes to the standalone financial statements for the year ended 31 March 2022

39. Related Party Disclosures:

(₹ in Lakhs)

Particulars	Holding/Subsidiary companies		Associates		Fellow Subsidiaries		Total	
	2021-2022	2020-2021	2021-2022	2020-2021	2021-2022	2020-2021	2021-2022	2020-2021
A) Transactions during the year								
Inter-corporate deposits received back								
Marut Shakti Energy India Limited	-	50.60	-	-	1.27	-	1.27	50.60
RBRK Investments Limited	571.55	15.50	-	-	-	-	571.55	15.50
Wind One Renergy Limited	-	-	0.04	-	-	-	0.04	-
Wind Three Renergy Limited	-	-	20.83	-	-	-	20.83	-
Wind Five Renergy Limited	-	-	0.26	-	-	-	0.26	-
Vigodi Wind Energy Private Limited	-	2.21	-	-	-	-	-	2.21
Haroda Wind Energy Private Limited	-	2.21	-	-	-	-	-	2.21
Nani Virani Wind Energy Private Limited	-	19.78	-	-	-	-	-	19.78
Khatiyu Wind Energy Private Limited	-	2.21	-	-	-	-	-	2.21
Ravapar Wind Energy Private Limited	-	2.21	-	-	-	-	-	2.21
Resco Global Wind Service Private Limited	-	-	-	-	4.98	-	4.98	-
Total	571.55	94.72	21.13	-	6.25	-	598.93	94.72
Interest paid								
Inox Wind Limited	1,535.00	3,225.85	-	-	-	-	1,535.00	3,225.85
-On inter-corporate deposit	473.42	1,036.71	-	-	-	-	473.42	1,036.71
-On debentures	0.74	-	-	-	-	-	0.74	-
-On preference shares	11.49	-	-	-	-	-	11.49	-
Wind Four Renergy Private Limited	-	-	-	-	-	-	-	-
Gujarat Fluorochemicals Limited	-	-	-	-	-	-	-	-
-On inter-corporate deposit	-	-	-	-	946.43	1,674.90	946.43	1,674.90
-On Capital advance	-	-	-	-	-	-	-	-
GFL Limited	-	-	-	-	-	-	-	-
-On inter-corporate deposit	392.94	174.52	-	-	-	-	392.94	174.52
-On inter-corporate deposit	2,413.59	525.48	-	-	946.43	1,674.90	3,360.02	525.48
Total	4,962.56	4,962.56	-	-	946.43	1,674.90	3,360.02	6,637.46
Guarantee Charges Received								
Resco Global Wind Service Private Limited	-	-	-	-	22.19	-	22.19	-
Guarantee Charges paid								
Inox Wind Energy Limited	40.80	-	-	-	-	-	40.80	-
Gujarat Fluorochemicals Limited	-	-	-	-	693.52	455.53	693.52	455.53
GFL Limited	-	-	-	-	-	101.11	-	101.11
Total	40.80	-	-	-	693.52	556.64	734.32	556.64



INOX GREEN ENERGY SERVICES LIMITED (formerly known as Inox Wind Infrastructure Services Limited)


Notes to the standalone financial statements for the year ended 31 March 2022

(₹ in Lakhs)

39. Related Party Disclosures:

Particulars	Holding/Subsidiary companies		Associates		Fellow Subsidiaries			Total	
	2021-2022	2020-2021	2021-2022	2020-2021	2021-2022	2020-2021	2021-2022	2020-2021	
A) Transactions during the year									
Interest received On ICD									
Marut Shakti Energy India Limited	140.03	227.72	-	-	51.58	-	191.61	227.72	
Sarayu Wind Power (Tallimadugula) Private Limited	0.19	0.14	-	-	0.08	-	0.27	0.14	
Sarayu Wind Power (Kondapuram) Private Limited	8.37	14.25	-	-	2.57	-	10.94	14.25	
Savviki Energy Private Limited	0.08	0.01	-	-	0.05	-	0.13	0.01	
Vinirmaa Energy Generation Private Limited	12.27	20.94	-	-	3.76	-	16.03	20.94	
RBRK Investments Limited	188.86	242.54	-	-	50.83	-	234.69	242.54	
Wind One Renergy Limited	-	-	0.03	0.05	-	-	0.03	0.05	
Wind Three Renergy Limited	-	-	8.26	8.71	-	-	8.26	8.71	
Wind Four Renergy Limited	22.86	7.20	-	-	8.35	-	22.86	15.55	
Wind Five Renergy Limited	-	-	78.02	78.03	-	-	78.02	78.03	
Vasuprada Renewables Private Limited	0.10	0.05	-	-	-	-	0.10	0.05	
Vigodi Wind Energy Private Limited	2.14	1.69	-	-	-	-	2.14	1.69	
Haroda Wind Energy Private Limited	2.05	1.68	-	-	-	-	2.05	1.68	
Vibhav Energy Private Limited	0.09	0.03	-	-	-	-	0.09	0.03	
Ripudaman Urja Private Limited	0.12	0.03	-	-	-	-	0.12	0.03	
Vueita Wind Energy Private Limited	11.92	11.49	-	-	-	-	11.92	11.49	
Tempest Wind Energy Private Limited	11.94	11.51	-	-	-	-	11.94	11.51	
Aliento Wind Energy Private Limited	12.27	11.74	-	-	-	-	12.27	11.74	
Suswind Power Private Limited	12.55	12.02	-	-	-	-	12.55	12.02	
Flutter Wind Energy Private Limited	12.58	12.01	-	-	-	-	12.58	12.01	
Flurry Wind Energy Private Limited	12.25	11.72	-	-	-	-	12.25	11.72	
Ravapar Wind Energy Private Limited	2.16	1.71	-	-	-	-	2.16	1.71	
Nani Virani Wind Energy Private Limited	-	1.61	-	-	-	-	-	1.61	
Khathi Wind Energy Private Limited	2.19	1.71	-	-	-	-	2.19	1.71	
Resco Global Wind Service Private Limited	0.17	0.30	-	-	0.93	-	1.10	0.30	
Total	450.18	592.10	86.31	95.14	109.81	-	646.30	687.24	
Interest received On CCD									
Nani Virani Wind Energy Private Limited	127.80	4.20	-	-	-	-	127.80	4.20	
Total	127.80	4.20	-	-	-	-	127.80	4.20	

(*) Amount is less than Rs. 0.01 Lakhs



INOX GREEN ENERGY SERVICES LIMITED (formerly known as Inox Wind Infrastructure Services Limited)

Notes to the standalone financial statements for the year ended 31 March 2022

39. Related Party Disclosures:

(₹ in Lakhs)

Particulars	Holding/subsidiary companies		Associates		Fellow Subsidiaries		Total	
	2021-2022	2020-2021	2021-2022	2020-2021	2021-2022	2020-2021	2021-2022	2020-2021
A) Transactions during the year								
Reimbursement of expenses received/payments made on behalf by the company								
Inox Wind Limited	1,286.80	1,297.36	-	-	-	-	1,286.80	1,297.36
Inox Wind Energy Limited	51.06	-	-	-	-	-	51.06	-
Wind One Energy Limited	-	-	605.02	55.61	-	-	605.02	55.61
Wind Two Energy Private Limited	-	-	846.39	253.79	-	-	846.39	253.79
Wind Five Energy Limited	-	-	444.52	160.82	-	-	444.52	160.82
Wind Three Energy Limited	-	-	-	33.63	-	-	-	33.63
Waft Energy Private Limited	10.48	100.87	-	-	0.21	-	10.48	100.87
Nani Virani Wind Energy Private Limited	1,348.34	1,398.23	1,895.94	503.85	0.21	-	3,244.48	1,902.08
Total								
Reimbursement of expenses paid/payments made on behalf of the company								
Inox Wind Limited	1,788.18	675.05	-	-	-	-	1,788.18	675.05
Gujarat Fluorochemicals Limited	-	-	59.50	-	337.90	321.46	337.90	321.46
Wind Two Energy Private Limited	-	-	-	-	161.46	-	161.46	-
Resco Global Wind Service Private Limited	-	-	-	-	-	-	-	331.41
Inox Wind Energy Limited	19.39	331.41	-	-	-	-	19.39	6.56
Nani Virani Wind Energy Private Limited	-	6.56	-	-	-	-	-	0.02
Waft Energy Private Limited	1,807.57	1,013.02	59.50	-	499.36	321.48	2,366.43	1,334.50
Total								
Business Transfer Agreement								
Resco Global Wind Service Private Limited (refer note No 47)	-	-	-	-	469.84	-	469.84	-
Total								




INOX GREEN ENERGY SERVICES LIMITED (formerly known as Inox Wind Infrastructure Services Limited)

Notes to the standalone financial statements for the year ended 31 March 2022

39. Related Party Disclosures:


Particulars	(₹ in Lakhs)						
	Holding/Subsidiary companies		Associates		Fellow Subsidiaries		Total
	2021-2022	2020-2021	2021-2022	2020-2021	2021-2022	2020-2021	
Advance refunded to Customer							
Inox Wind Energy Limited	5,060.00	-	-	-	-	-	5,060.00
Gujarat Fluorochemicals Limited	-	-	-	-	1,000.00	-	1,000.00
Total	5,060.00	-	-	-	1,000.00	-	6,060.00
	(₹ in Lakhs)						
Particulars	Holding/Subsidiary companies		Associates		Fellow subsidiaries		Total
	2021-2022	2020-2021	2021-2022	2020-2021	2021-2022	2020-2021	
B) Balance as at the end of the half year							
a) Amounts payable							
Trade and other payable	623.39	20,699.03	-	-	-	-	623.39
Inox Wind Limited	-	0.39	-	-	-	-	0.39
Satviki Energy Private Limited	-	1,236.33	-	-	-	-	1,236.33
RBRK Investments Limited	0.01	-	-	-	-	-	0.01
WAPT ENERGY PRIVATE LIMITED	-	-	-	-	-	1,345.42	1,345.42
GFL Limited	-	-	-	-	-	-	-
Inox Wind Energy Limited	-	-	-	-	91.31	708.24	91.31
Gujarat Fluorochemicals Limited	-	-	-	-	-	-	-
Wind Two Renergy Private Limited	-	-	57.92	-	-	-	57.92
Nani Vani Wind Energy Private Limited	-	94.31	-	-	-	-	94.31
Total	-	22,030.06	57.92	-	91.31	2,053.66	24,083.72
Inter-corporate deposit payable							
Inox Wind Limited	7,073.03	39,187.57	-	-	-	-	7,073.03
Wind Four Renergy Private Limited	998.59	-	-	-	-	-	998.59
Inox Wind Energy Limited	-	10,000.00	-	-	-	-	10,000.00
Total	8,071.62	49,187.57	-	-	-	-	8,071.62
Optionally Convertible Debentures converted to Equity Share							
Inox Wind Limited	-	20,000.00	-	-	-	-	20,000.00
Total	-	20,000.00	-	-	-	-	20,000.00
Non-Convertible, Non-Cumulative, Participating, Redeemable Preference Shares							
Inox Wind Limited	20,000.00	-	-	-	-	-	20,000.00
Total	20,000.00	-	-	-	-	-	20,000.00



INOX GREEN ENERGY SERVICES LIMITED (formerly known as Inox Wind Infrastructure Services Limited)

Notes to the standalone financial statements for the year ended 31 March 2022

39. Related Party Disclosures:	Holding/Subsidiary companies		Associates		Fellow subsidiaries		Total
	2021-2022		2020-2021		2020-2021		
	2021-2022	2020-2021	2021-2022	2020-2021	2021-2022	2020-2021	
Interest payable on inter-corporate deposit	122.56	2,987.18	-	-	-	-	122.56
Inox Wind Limited	10.34	-	-	-	10.34	-	10.34
Wind Four Renergy Private Limited	-	1,030.37	-	-	-	-	1,030.37
GFL Limited	-	-	-	-	-	-	-
Interest payable on debentures	-	328.42	-	-	-	-	328.42
Inox Wind Limited	132.90	4,345.97	-	-	132.90	-	4,345.97
Total	-	-	-	-	-	-	-
Interest payable on advance	-	-	-	-	-	2,415.67	2,415.67
Gujarat Fluorochemicals Limited	-	-	-	-	-	2,415.67	2,415.67
Total	-	-	-	-	-	-	-
(₹ in Lakhs)							
Particulars	Holding/Subsidiary companies		Associates		Fellow subsidiaries		Total
B) Balance as at the end of the year	2021-2022	2020-2021	2021-2022	2020-2021	2021-2022	2020-2021	2020-2021
b) Amounts receivable							
Trade receivables							
Resco Global Wind Service Private Limited	-	-	-	-	724.86	-	724.86
Inox Wind Energy Limited	112.03	314.56	-	-	-	-	314.56
Marut Shakti Energy India Limited	-	1,383.75	-	-	-	-	1,383.75
Nani Virani Wind Energy Private Limited	36.90	-	88.89	753.96	-	-	753.96
Wind Three Renergy Limited	-	-	-	-	-	-	-
Wind Two Renergy Private Limited	-	-	115.46	3,248.44	-	-	3,248.44
Wind One Renergy Limited	-	-	109.85	4.81	-	-	3,446.84
Wind Five Renergy Limited	148.93	1,698.31	314.20	7,454.05	724.86	-	4.81
Total	-	-	-	-	-	-	1,187.99
Advance received from Customer							
Inox Wind Energy Limited	-	5,060.00	-	-	-	-	5,060.00
Marut Shakti Energy India Limited	-	-	-	-	31.14	-	31.14
Gujarat Fluorochemicals Limited	-	-	-	-	100.00	16,748.98	16,748.98
Total	-	5,060.00	-	-	131.14	16,748.98	21,808.98
Interest accrued on Preference Share							
Inox Wind Limited	0.66	-	-	-	-	-	0.66
Total	0.66	-	-	-	-	-	0.66
Capital Advance received from Customer							
Wind Four Renergy Private Limited	-	144.34	-	-	-	-	144.34
Total	-	144.34	-	-	-	-	144.34



INOX GREEN ENERGY SERVICES LIMITED (formerly known as Inox Wind Infrastructure Services Limited)

Notes to the standalone financial statements for the year ended 31 March 2022

39. Related Party Disclosures:

('₹ in Lakhs)

Particulars	Holding/Subsidiary companies		Associates		Fellow subsidiaries		Total	
	2021-2022	2020-2021	2021-2022	2020-2021	2021-2022	2020-2021	2021-2022	2020-2021
B) Balance as at the end of the year								
Inter-corporate deposit receivable	-	1,900.34	-	-	-	-	-	1,900.34
Marut Shakti Energy India Limited	-	1.30	-	-	0.01	-	0.01	2.38
Sarayu Wind Power (Tallimadugula) Private Limited	-	115.69	-	-	0.01	-	0.01	115.69
Sarayu Wind Power (Kondapuram) Private Limited	-	0.89	-	-	0.01	-	0.01	0.89
Sabviki Energy Private Limited	-	175.68	-	-	0.01	-	0.01	175.68
Vinirmaa Energy Generation Private Limited	-	2,785.25	-	-	0.01	-	0.01	2,785.25
RBRK Investments Limited	-	-	0.41	0.45	-	-	0.41	0.45
Wind One Renergy Limited	-	-	51.74	72.57	-	-	51.74	72.57
Wind Three Renergy Limited	-	-	-	-	-	-	-	-
Wind Four Renergy Private Limited	-	243.72	-	-	-	-	-	243.72
Wind Five Renergy Limited	-	-	650.00	650.26	-	-	650.00	650.26
Vasuprada Renewables Private Limited	1.33	0.55	-	-	-	-	1.33	0.55
Tempest Wind Energy Private Limited	100.21	98.55	-	-	-	-	100.21	98.55
Aliento Wind Energy Private Limited	102.72	101.22	-	-	-	-	102.72	101.22
Flutter Wind Energy Private Limited	105.70	103.45	-	-	-	-	105.70	103.45
Flurry Wind Energy Private Limited	102.56	101.14	-	-	-	-	102.56	101.14
Vuelta Wind Energy Private Limited	100.02	98.41	-	-	-	-	100.02	98.41
Vigodi Wind Energy Private Limited	18.34	16.96	-	-	-	-	18.34	16.96
Haroda Wind Energy Private Limited	17.42	16.59	-	-	-	-	17.42	16.59
Vibhav Energy Private Limited	1.04	0.32	-	-	-	-	1.04	0.32
Ripudaman Urja Private Limited	1.31	0.74	-	-	-	-	1.31	0.74
Suswind Power Private Limited	105.05	103.61	-	-	-	-	105.05	103.61
Ravapar Wind Energy Private Limited	18.60	17.33	-	-	-	-	18.60	17.33
Khatriyu Wind Energy Private Limited	18.82	17.38	-	-	-	-	18.82	17.38
Resco Global Wind Service Private Limited	-	2.53	-	-	2,198.28	-	2,198.28	2.53
Total	693.12	5,906.73	702.15	723.28	2,198.33	-	3,593.60	6,630.31




INOX GREEN ENERGY SERVICES LIMITED (formerly known as Inox Wind Infrastructure Services Limited)

Notes to the standalone financial statements for the year ended 31 March 2022

39. Related Party Disclosures:

(₹ in Lakhs)

Particulars	Holding/Subsidiary companies		Associates		Fellow subsidiaries		Total	
	2021-2022	2020-2021	2021-2022	2020-2021	2021-2022	2020-2021	2021-2022	2020-2021
B) Balance as at the end of the year								
Other dues Receivable					183.65		183.65	
Resco Global Wind Service Private Limited	-	-	-	-	469.84		469.84	
Resco Global Wind Service Private Limited (EPC Business Sale Consideration Receivable)	-	-	-	-	-	-	-	0.24
Suswind Power Private Limited	-	0.24	-	-	-	-	-	0.24
Vasuprada Renewables Private Limited	-	0.24	-	-	-	-	-	0.24
Ripudaman Ujja Private Limited	-	0.25	-	-	-	-	-	0.25
Sarayu Wind Power (Kondapuram) Private Limited	-	0.62	-	-	-	-	-	0.62
Haroda Wind Energy Private Limited	-	0.32	-	-	-	-	-	0.32
Vigodi Wind Energy Private Limited	-	0.29	-	-	-	-	-	0.29
Sarayu Wind Power (Tallimadugula) Private Limited	-	0.28	-	-	-	-	-	0.28
Vibhav Energy Private Limited	-	0.25	-	-	-	-	-	0.25
Vinirmaa Energy Generation Private Limited	-	0.62	-	-	-	-	-	0.62
WAFI ENERGY PRIVATE LIMITED	-	-	-	-	-	0.05	0.05	0.05
Total	-	3.11	-	-	653.49	0.05	653.49	3.16



INOX GREEN ENERGY SERVICES LIMITED (formerly known as Incox Wind Infrastructure Services Limited)


Notes to the standalone financial statements for the year ended 31 March 2022

39. Related Party Disclosures:

(₹ in Lakhs)

Particulars	Holding/subsidiary companies		Associates		Fellow subsidiaries		Total	
	2021-2022	2020-2021	2021-2022	2020-2021	2021-2022	2020-2021	2021-2022	2020-2021
	B) Balance as at the end of the year							
Interest on inter-corporate deposit receivable/CCD								
Marut Shakti Energy India Limited	-	946.06	-	-	0.03	-	0.03	946.06
Sarayu Wind Power (Tallimadugula) Private Limited	-	126.62	-	-	-	-	-	126.62
Sarayu Wind Power (Kondapuram) Private Limited	-	61.97	-	-	-	-	-	61.97
Satwiki Energy Private Limited	-	0.01	-	-	-	-	-	0.01
Vinirmaa Energy Generation Private Limited	-	143.64	-	-	-	-	-	143.64
RBRK Investments Limited	-	665.21	-	-	-	-	-	665.21
Wind One Renergy Limited	-	-	0.20	0.17	-	-	0.20	0.17
Wind Three Renergy Limited	-	-	18.17	16.78	-	-	18.17	16.78
Wind Four Renergy Private Limited	-	14.40	-	-	-	-	-	14.40
Wind Five Renergy Limited	-	-	196.12	125.90	-	-	196.12	125.90
Vasuprada Renewables Private Limited	0.25	0.16	-	-	-	-	3.57	1.65
Vigodi Wind Energy Private Limited	3.57	1.65	-	-	-	-	3.48	1.64
Haroda Wind Energy Private Limited	3.48	1.64	-	-	-	-	0.12	0.04
Vibhav Energy Private Limited	0.12	0.04	-	-	-	-	0.15	0.05
Ripudaman Urja Private Limited	0.15	0.05	-	-	-	-	39.31	28.02
Suswind Power Private Limited	39.31	28.02	-	-	-	-	40.17	29.42
Tempest Wind Energy Private Limited	40.17	29.42	-	-	-	-	40.68	28.00
Aliento Wind Energy Private Limited	40.68	29.64	-	-	-	-	39.32	29.62
Flutter Wind Energy Private Limited	39.32	28.00	-	-	-	-	40.13	29.40
Flurry Wind Energy Private Limited	40.65	29.62	-	-	-	-	3.61	1.67
Vuelta Wind Energy Private Limited	40.13	29.40	-	-	-	-	3.65	1.67
Ravapar Wind Energy Private Limited	3.61	1.67	-	-	-	-	0.79	0.31
Khatiyu Wind Energy Private Limited	3.65	1.67	-	-	-	-	0.82	2,282.05
Resco Global Wind Service Private Limited	-	0.31	-	-	-	-	-	-
Total	255.09	2,139.20	214.49	142.85	470.40	6,390.00	6,390.00	6,390.00
CCD								
Nani Virani Wind Energy Private Limited	6,390.00	6,390.00	-	-	-	-	-	-
Total	6,390.00	6,390.00						
Interest on CCD								
Nani Virani Wind Energy Private Limited	118.91	3.89	-	-	-	-	-	-
Total	118.91	3.89						
Other dues Payable								
WAFI ENERGY PRIVATE LIMITED	0.01	-	-	-	-	-	-	-
Total	0.01	-						

(*) Amount is less than Rs. 0.01 Lakhs



INOX GREEN ENERGY SERVICES LIMITED (formerly known as Inox Wind Infrastructure Services Limited)

Notes to the standalone financial statements for the year ended 31 March 2022

39. Related Party Disclosures:

C) Guarantees

Inox Wind Energy Limited ("IWEL") has issued guarantee and provided security in respect of borrowings by the Company. The outstanding balances of such borrowings as at 31 March 2022 is ₹ 1,000.00

Gujarat Fluorochemicals Limited ("GFCL") (earlier known as Inox Fluorochemicals Limited), the fellow subsidiaries company, has issued guarantee and provided security in respect of borrowings by the Company. The outstanding balances of such borrowings as at 31 March 2022 is ₹ 32,416.67 Lakhs (Previous Year ₹ 77,395.00 Lakhs). Further GFCL has issued performance Bank Guarantee as at 31.03.2022 is ₹ 18,711.19 Lakhs. (Previous Year ₹ 3,425.00 Lakhs)

The Company has issued Performance Bank Guarantee to 11 subsidiaries of ₹ 10,227.00 Lakhs.

The Company has issued Corporate Guarantee of ₹ 5,000.00 Lakhs to Nani Virani Wind Energy Private Limited against advance receivable under EPC Contract.


The Company has provided security i.e first pari-passu charge over the movable fixed assets, both present and future, against term loan from financial institution taken by Inox Wind Limited (IWL)

Notes:

- (a) Sales, purchases and service transactions with related parties are made at arm's length price.
- (b) Amounts outstanding are unsecured and will be settled in cash or receipts of goods and services.
- (c) No expense has been recognised for the year ended 31 March 2022 and 31 March 2021 for bad or doubtful trade receivables in respect of amounts owed by related parties.
- (d) There have been no other guarantees received or provided for any related party receivables or payables.
- (e) Compensation of Key management personnel

Particulars	₹ in Lakhs)	
	2021-2022	2020-2021
(f) Remuneration / others		
- Mr. Manoj Dixit	31.30	33.11
- Mr. Vineet Davis	32.39	43.21
Mr. Mukesh Manglik	9.80	49.94
Sitting fees paid to directors		5.40
Total	73.49	131.66

Particulars	₹ in Lakhs)	
	2021-2022	2020-2021
Short term benefits	63.69	126.26
Post employment benefits*	-	-
Long term employment benefits*	-	-
Share based payments	-	-
Termination benefits	9.80	5.40
Sitting fees paid to directors		
Total	73.49	131.66



INOX GREEN ENERGY SERVICES LIMITED (formerly known as Inox Wind Infrastructure Services Limited)

Notes to the standalone financial statements for the year ended 31 March 2022


39. Related Party Disclosures:

*As the liabilities for the defined benefit plans and other long term benefits are provided on actuarial basis for the Company, the amount pertaining to KMP are not included above.

The remuneration of directors and Key Management Personnel (KMP) is determined by the Nomination and Remuneration Committee having regard to the performance of individuals and market trends. Contribution to provident Fund (defined contribution plan) is Rs. 2.43 Lakhs (previous year Rs. 6.53 Lakhs) included in the amount of remuneration reported above.

(b) Disclosure required under section 185(4) of the Companies Act, 2013

Loans to related parties:		(₹ in Lakhs)	
Name of the Party	Nature	31 March 2022	31 March 2021
Miarut Shakti Energy India Limited	Inter Corporate Deposit	-	1,900.34
Sarayu Wind Power (Tallimadugula) Private Limited	Inter Corporate Deposit	0.01	2.38
Sarayu Wind Power (Kondapuram) Private Limited	Inter Corporate Deposit	0.01	119.69
Satviki Energy Private Limited	Inter Corporate Deposit	0.01	0.89
Vinirmaa Energy Generation Private Limited	Inter Corporate Deposit	0.01	175.68
BRBK Investments Limited	Inter Corporate Deposit	0.41	2,785.25
Wind One Renergy Limited	Inter Corporate Deposit	51.74	72.57
Wind Three Renergy Limited	Inter Corporate Deposit	-	243.72
Wind Four Renergy Private Limited	Inter Corporate Deposit	650.00	650.26
Wind Five Renergy Limited	Inter Corporate Deposit	1.33	0.55
Vasuprada Renewables Private Limited	Inter Corporate Deposit	100.21	98.55
Tempest Wind Energy Private Limited	Performance Guarantee	929.70	1,000.00
Tempest Wind Energy Private Limited	Performance Guarantee	102.72	101.22
Aliento Wind Energy Private Limited	Inter Corporate Deposit	929.70	1,000.00
Aliento Wind Energy Private Limited	Performance Guarantee	105.70	103.45
Flutter Wind Energy Private Limited	Inter Corporate Deposit	929.70	1,000.00
Flutter Wind Energy Private Limited	Performance Guarantee	102.56	101.14
Flurry Wind Energy Private Limited	Inter Corporate Deposit	929.70	1,000.00
Flurry Wind Energy Private Limited	Performance Guarantee	100.02	98.41
Vuelta Wind Energy Private Limited	Inter Corporate Deposit	929.70	1,000.00
Vuelta Wind Energy Private Limited	Performance Guarantee	18.34	16.96
Vigodi Wind Energy Private Limited	Inter Corporate Deposit	929.70	1,000.00
Vigodi Wind Energy Private Limited	Performance Guarantee	17.42	16.59
Haroda Wind Energy Private Limited	Inter Corporate Deposit	929.70	1,000.00
Haroda Wind Energy Private Limited	Performance Guarantee	1.04	0.32
Vibhav Energy Private Limited	Inter Corporate Deposit	1.31	0.74
Ripudaman Urja Private Limited	Inter Corporate Deposit	105.05	103.61
Suswind Power Private Limited	Inter Corporate Deposit	929.70	1,000.00
Suswind Power Private Limited	Performance Guarantee	18.60	17.33
Ravapar Wind Energy Private Limited	Inter Corporate Deposit	929.70	1,000.00
Ravapar Wind Energy Private Limited	Performance Guarantee	929.70	1,000.00
Nani Virani Wind Energy Private Limited	Performance Guarantee	5,000.00	5,000.00
Nani Virani Wind Energy Private Limited	Corporate Guarantee	18.87	17.38
Khatiyu Wind Energy Private Limited	Inter Corporate Deposit	929.70	1,003.00
Khatiyu Wind Energy Private Limited	Performance Guarantee	2,195.28	2.53
Resco Global Wind Service Private Limited	Inter Corporate Deposit	-	3,000.00
Inox Wind Limited	Security	-	-



INOX GREEN ENERGY SERVICES LIMITED (formerly known as Inox Wind Infrastructure Services Limited)


Notes to the standalone financial statements for the year ended 31 March 2022

39. Related Party Disclosures:

inter-corporate deposits are unsecured and repayable on demand and carries interest @ 12% p.a. These loans, Securities and Guarantee are given for general business purposes.

(c) Additional disclosure in respect of loans given, as required by the Listing Agreement:

Name of the loanee	Year	Amount of loans at the year end	Maximum balance during the year	Investment by the loanee in shares of the company
Marut Shakti Energy India Limited	31 March 2022	-	2,450.39	Nil
	31 March 2021	1,900.34	1,900.34	Nil
Sarayu Wind Power (Tallimadugula) Private Limited	31 March 2022	0.01	3.86	Nil
	31 March 2021	2.38	2.38	Nil
Sarayu Wind Power (Kondapuram) Private Limited	31 March 2022	0.01	122.31	Nil
	31 March 2021	119.69	119.69	Nil
Satviki Energy Private Limited	31 March 2022	0.01	2.36	Nil
	31 March 2021	0.89	0.89	Nil
Vinirmaa Energy Generation Private Limited	31 March 2022	0.01	178.73	Nil
	31 March 2021	175.68	175.68	Nil
RBRK Investments Limited	31 March 2022	0.01	2,806.64	Nil
	31 March 2021	2,785.25	2,785.25	Nil
Wind One Renergy Limited	31 March 2022	0.41	0.45	Nil
	31 March 2021	0.45	0.45	Nil
Wind Three Renergy Limited	31 March 2022	51.74	72.57	Nil
	31 March 2021	72.57	72.57	Nil
Wind Four Renergy Private Limited	31 March 2022	-	323.15	Nil
	31 March 2021	243.72	243.72	Nil
Wind Five Renergy Limited	31 March 2022	650.00	650.26	Nil
	31 March 2021	650.26	650.26	Nil
Vasuprada Renewables Private Limited	31 March 2022	1.33	1.33	Nil
	31 March 2021	0.55	0.55	Nil
Tempest Wind Energy Private Limited	31 March 2022	100.21	100.21	Nil
	31 March 2021	98.55	98.55	Nil
Aliento Wind Energy Private Limited	31 March 2022	102.72	102.72	Nil
	31 March 2021	101.22	101.22	Nil
Flutter Wind Energy Private Limited	31 March 2022	105.70	105.70	Nil
	31 March 2021	103.45	103.45	Nil
Flurry Wind Energy Private Limited	31 March 2022	102.56	102.56	Nil
	31 March 2021	101.14	101.14	Nil



INOX GREEN ENERGY SERVICES LIMITED (formerly known as Inox Wind Infrastructure Services Limited)

Notes to the standalone financial statements for the year ended 31 March 2022

39. Related Party Disclosures:

(c) Additional disclosure in respect of loans given, as required by the Listing Agreement:

Name of the loanee	Year	Amount of loans at the year end	Maximum balance during the year	Investment by the loanee in shares of the company
Vuelta Wind Energy Private Limited	31 March 2022	100.02	100.02	Nil
	31 March 2021	98.41	98.41	Nil
Vigodi Wind Energy Private Limited	31 March 2022	18.34	18.34	Nil
	31 March 2021	16.96	18.66	Nil
Haroda Wind Energy Private Limited	31 March 2022	17.42	17.42	Nil
	31 March 2021	16.59	18.66	Nil
Vibhav Energy Private Limited	31 March 2022	1.04	1.04	Nil
	31 March 2021	0.32	0.32	Nil
Ripudaman Urja Private Limited	31 March 2022	1.31	1.31	Nil
	31 March 2021	0.74	0.74	Nil
Suswind Power Private Limited	31 March 2022	105.05	105.05	Nil
	31 March 2021	103.61	103.61	Nil
Ravapar Wind Energy Private Limited	31 March 2022	18.60	18.60	Nil
	31 March 2021	17.33	18.77	Nil
Nani Virani Wind Energy Private Limited	31 March 2022	-	18.81	Nil
	31 March 2021	18.82	18.82	Nil
Khatiyu Wind Energy Private Limited	31 March 2022	17.38	18.81	Nil
	31 March 2021	2,198.28	2,198.28	Nil
Resco Global Wind Service Private Limited	31 March 2021	2.53	2.53	Nil



INOX GREEN ENERGY SERVICES LIMITED (formerly Known as Inox Wind Infrastructure Services Limited)
Notes to the standalone financial statements for the year ended 31 March 2022

40: Balance Confirmation

The Company has a system of obtaining periodic confirmation of balances from banks, trade receivables/payables/advances to vendors and other parties (other than disputed parties). The balance confirmation letters as referred in the Standard on Auditing (SA) 505 (Revised) 'External Confirmations', were sent to banks and parties and party's balances are subject to confirmation/reconciliation. Adjustments, if any will be accounted for on confirmation/reconciliation of the same, which in the opinion of the management will not have a material impact.

41: Particulars of payment to Auditors

Particulars	₹ in Lakhs	
	2021-22	2020-21
Statutory audit	9.25	8.25
Tax audit and other audits under Income-tax Act	2.50	2.50
Taxation matters	5.62	-
Certification fees	41.54	1.09
Out of Pocket Expenses	0.28	-
Total	59.19	11.84

42: Contingent liabilities

(a) Claims against the Company not acknowledged as debts: claims made by contractors ₹ 4,344.40 (as at 31 March 2021: ₹ 5,450.36 lakhs)

Some of the suppliers have raised claims including interest on account of non payment in terms of the respective contracts. The Company has contended that the suppliers have not adhered to some of the contract terms. At present the matters are pending before the jurisdictional authorities or are under negotiations.

b) Claims against the company not acknowledged as debts: claims made by customers ₹ 12,102.07 lakhs (as at 31 March 2021: ₹ 932.00 lakhs)

c) Claims made by vendors in National Company Law Tribunal (NCLT) for ₹ 947.69 (as at 31 March 2021: ₹ 714.55 lakhs)

d) Company has issued Performance Bank Guarantee to Solar Energy Corporation of India is ₹ 6,508.20 Lakhs (as at 31 March 2021: ₹ 11,000.00 lakhs)

e) In respect of VAT/GST matters ₹ 2,259.03 Lakhs (as at 31 March 2021: ₹ 154.98 lakhs)


The Company had received assessment orders for the financial years ended 31 March 2017 for demand of Rs 185.38 lakhs, in respect of Andhra Pradesh on account of VAT and CST demand on the issue of mismatch in ITC and non submission of statutory forms. The Company has filed appeals before the first appellate authority in the matter of CST and VAT demands. The company has received entry tax demand order from Rajasthan VAT department for Rs 697.31 lakhs. The Company has also received tax demand from kerela VAT for Rs. 251.13 Lakhs. The Company has received show cause notice of Rs.1,125.20 Lakhs from GST Vadodara on account of input tax credit utilization and reply of same has been filed .

f) Other claims against the Company not acknowledged as debts ₹ 216.00 Lakhs (as at 31 March 2021: Nil)

g) The Company has provided security i.e. first pari-passu charge over the movable fixed assets, both present and future, against term Loan from financial Institution

In respect of above matters, no additional provision is considered necessary as the Company expects favourable outcome. Further, it is not possible for the Company to estimate the timing and amounts of further cash outflows, if any, in respect of these matters.

Due to unascertainable outcome for pending litigation matters with Court/Appellate Authorities, the management expects no material adjustments on the standalone financial statements.



INOX GREEN ENERGY SERVICES LIMITED (formerly Known as Inox Wind Infrastructure Services Limited)
Notes to the standalone financial statements for the year ended 31 March 2022

43: Capital & other Commitments

Capital Commitments

(a) Estimated amounts of contracts remaining to be executed on capital account and not provided for (net of advances) is ₹ 984.65 Lakhs (as at 31 March 2021: ₹ 2,295.29 lakhs)

Other Commitments

(b) Bank Guarantee issued by the Company to Power Grid Corporation of India Limited for ₹ 2,850.00 Lakhs (as at 31 March 2021: ₹ 2,500.00 lakhs)

(c) Bank Guarantee issued by the Company to customer for ₹ 1,669 Lakhs (as at 31 March 2021: ₹ 6,475.00 lakhs)

44: Leases

The Company has adopted Ind AS 116 "Leases" effective from 01 April 2019 and considered all material leases contracts existing on 01 April 2019. The Company neither have any existing material lease contract as on 01 April 2019 nor executed during the year. The adoption of the standard does not have any impact on the financial statement of the company. Following are the details of lease contracts which are short term in nature:

(₹ in Lakhs)		
i. Amount recognized in statement of profit and loss	As at 31 March 2022	As at 31 March 2021
Particulars		
Included in rent expenses: Expense relating to short-term leases	134.58	243.79

(₹ in Lakhs)		
ii. Amounts recognised in the statement of cash flows	As at 31 March 2022	As at 31 March 2021
Particulars		
Total cash outflow for leases	134.58	243.79

45: Segment Information

The Company has presented segment information in the consolidated financial statements which are presented in the same financial report. Accordingly, in terms of Paragraph 4 of Ind AS 108 'Operating Segments', no disclosures related to segments are presented in this standalone financial statements.

46. Revenue from contracts with customers as per Ind AS 115


(A) Disaggregated revenue information

In the following table, revenue from contracts with customers is disaggregated by primary major products and service lines. Since the Company has only one reportable business segment, no reconciliation of the disaggregated revenue is required:

(₹ in Lakhs)		
Particulars	As at 31 March 2022	2020-2021
Major Product/ Service Lines		
Sale of services	15,956.23	17,645.79
Other operating revenue	1,443.35	36.64
Total	17,399.58	17,682.43

(B) Contract balances

All the Trade Receivables and Contract Liabilities have been separately presented in notes to accounts.



47. Note on Discontinued Operations:

1. Slump Sale of the Erection, Commissioning and Procurement Business (referred to as 'EPC Business'):

On 06 October 2021, as a part of the business reorganisation, the Company's Board of Directors have approved transfer of its EPC business to wholly owned subsidiary ('WOS') of its Company, Inox Wind Limited ('IWL'), RESCO Global Wind Service Limited ('RESCO'), with an objective to segregate the EPC Business and Operations and Maintenance Business (referred as 'O&M Business') of the Company. The divestment has been approved by the shareholders of the Company in their Extra-ordinary General Meeting held on 21 October 2021.

Subsequently on 31 December 2021, to implement the above divesture, the Company has executed a Business Transfer Agreement ('BTA') with RESCO to transfer EPC business undertaking, together with all assets and liabilities as specified in the BTA in relation to the EPC business as a going concern through slump sale. The assets and liabilities of the EPC business amounting to ₹98,598.55 lakhs and ₹98,128.71 lakhs respectively are transferred to RESCO from the date BTA becoming effective and difference on assets and liabilities amounting ₹469.84 lakhs on transfer of the EPC Business undertaking has recorded as purchase consideration receivable. The company has completed its compliance with the terms and conditions of BTA on 31 December 2021 and consequently, the BTA has become effective from that date. In this regard, the company on 3 January 2022 made the requisite disclosure to the BSE Limited/Stock Exchange:

"In continuation to our letter dated 6th October, 2021 and pursuant to Regulation 51 of the Securities and Exchange Board of India (Listing Obligations and Disclosure Requirements) Regulations, 2015 ("Listing Regulations"), we would like to inform you that the Company has entered into a Business Transfer Agreement (BTA) to transfer its Erection, Procurement and Commissioning (EPC) of Wind Turbine Generators Business, on a slump sale basis, to its fellow subsidiary, Resco Global Wind Services Private Limited for cash consideration of upto Rs. 3,000.00 Lakhs."

2. Share Sale Purchase Agreement:


On 06 October 2021, as a part of the business reorganisation, the Company's Board of directors have approved transfer of RESCO to its company Inox Wind Limited ('IWL').

Further, on 06 October 2021, as a part of the business reorganisation, the Company's Board of directors have approved transfer of following wholly owned subsidiaries (WOSs) to RESCO:

- a) Marut-Shakti Energy India Limited
- b) Satviki Energy Private Limited
- c) Sarayu Wind Power (Tallimadugula) Private Limited
- d) Sarayu Wind Power (Kondapuram) Private Limited
- e) Vinirrrmaa Energy Generation Private Limited
- f) RBRK Investments Limited

In respect of above business re-organisation to implement the divesture the Company has executed Share Sale Purchase Agreement with IWL and RESCO on 18 October 2021 & 25 October 2021 respectively.

- The activities of the EPC business, Project Business and transfer of the all subsidiaries as mentioned in para 3 above of the Company, are considered as "Disposal of Company", and presented as discontinued operation in accordance with the provisions of Indian Accounting Standard (Ind AS) 105 – 'Non-current Assets Held for Sale and Discontinued Operations'.



INOX GREEN ENERGY SERVICES LIMITED (formerly known as Inox Wind Infrastructure Services Limited)
Notes to the standalone financial statements for the year ended 31 March 2022

47. Note on Discontinued Operations:

4. Financial performance and cash flows for the Disposal Group:

		(₹ in Lakhs)	
S. No.	Particulars	For the year ended 31 March 2022	For the year ended 31 March 2021
a)	Analysis of profit/(loss) from discontinued operations		
	Revenue from operations	9,001.00	6677.81
	Other Income	477.72	1970.49
	Total Income	9,478.72	8,648.30
	Expenses		
	EPC, O&M and Common infrastructure facility expense	3,351.74	7,603.74
	Changes in inventories of work-in-progress	1,547.03	(292.58)
	Purchases of stock-in-trade	2,995.22	
	Employee Benefits Expenses	823.33	599.66
	Finance Costs	4,815.07	8,442.62
	Depreciation and Amortisation Expense	-	43.97
	Other Expenses	3,477.61	2,509.32
	Total Expense	17,010.00	18,906.73
	Less: Expenditure capitalised	17,010.00	18,906.73
	Net Expenses	(7,531.28)	(10,258.43)
	Profit/(Loss) before exceptional items and tax	-	-
	Share of profit/(loss) of associates	-	-
	Profit/(Loss) before tax (III+IV=V)	(7,531.28)	(10,258.43)
	Exceptional Items*	-	-
	Profit/(Loss) before tax from discontinued operations	(7,531.28)	(10,258.43)
	Tax Expense	(2,266.92)	(3,537.99)
	Profit / (loss) after tax from discontinued operations	(5,264.36)	(6,720.45)
	Other Comprehensive Income		
	Items that will not be re-classified to profit and loss	(7.17)	5.49
	Re-measurements of the defined benefit plans	2.51	(1.92)
	Tax on above	(4.66)	3.57
	Total Other Comprehensive Income	(5,269.02)	(6,716.88)
	Total Comprehensive income for the year	(5,269.02)	(6,716.88)

5. To give effect of the aforesaid BTA agreement and Share Sale Purchase Agreement as stated above:

- (a) As required under the Ind AS 105, Company has re-presented the Statement of Profit and Loss for prior periods presented in the Statements so that the disclosures relate to all operations that have been discontinued at the end of the reporting period for the latest period is presented.
- (b) The EPC Business has historically operated as part of the Company and not as a standalone entity. The figures representing the operations of the EPC Business have been derived from the Company's accounting records and are presented as a discontinued operation. As part of the Company, the EPC Business is dependent upon the Company for all of its working capital and financing requirements as the Company uses a centralized approach to cash management and financing of its operations. Accordingly, Finance Cost on all general-purpose borrowings including current maturities, have been allocated based on the working capital requirement worked out by management on a reasonable basis for EPC business in each financial year.
- (c) Income and expenses pertaining to EPC Business have been allocated on a reasonable basis taking into consideration the respective cost/profit centres and employee head count and certain common expenses have been allocated basis the proportionate of total expense of the EPC Business and O&M Business.
- (d) The company is in the process of compliance of various procedural terms and conditions as mentioned in the respective lender's No Objection Certificate (NOC) and condition subsequent to the BTA.

6. Contingent Liability for the Disposal Group: The Contingent Liability for 30 assumed legal proceeding associated with BTA and Contingent Liability for SPA associated with Disposal Group which has been transferred are as under:


(a) Claims against the Disposal Group not acknowledged as debts: claims made by contractors - ₹ 597.80 Lakhs

Some of the suppliers have raised claims including interest on account of non payment in terms of the respective contracts. The Disposal Group has contended that the suppliers have not adhered to some of the contract terms. At present the matters are pending before the jurisdictional authorities or are under negotiations.

(b) Claims against the Disposal Group not acknowledged as debts: claims made by customers - ₹ 5,709.10 Lakhs

(c) Claims made by vendors in National Company Law Tribunal (NCLT) ₹ 2,528.87

7. The Statement of Profit and Loss may not include all the actual expenses that would have been incurred had the EPC business operated as a standalone company during the periods presented and may not reflect financial performance had it operated as a standalone company during such periods. Actual costs that would have been incurred if EPC business had operated as a standalone company would depend on multiple factors, including organizational structure, capital structure, strategic and tactical decisions made in various areas, including information technology and infrastructure. Therefore, the resulting financial performance in these Financial Statements may not be that which might have existed if the EPC business had been a standalone company.



INOX GREEN ENERGY SERVICES LIMITED (formerly Known as Inox Wind Infrastructure Services Limited)
Notes to the standalone financial statements for the year ended 31 March 2022


48: Impact of Covid-19

Due to outbreak of COVID-19 globally and in India, the company's management has made initial assessment of impact on business and financial risks on account of COVID-19. Considering that the company is in the business of Erection, procurement and operation & maintenance services of Wind Turbine Generator in Renewable Energy Sector, the management believes that the impact of this outbreak on the business and financial position of the company will not be significant. The management does not see any risks in the company's ability to continue as a going concern and meeting its liabilities. The company has used the principles of prudence in applying judgments, estimates and assumptions and based on the current estimates, the company expects to recover the carrying amount of trade receivables including unbilled receivables, investments, inventories, advances and other assets. Further, Commissioning of WTGs and maintenance services against certain purchase/service contract does not require any material adjustment on account of delays, if any considering disruption due to COVID-19. The eventual outcome of impact of the global health pandemic may be different from those estimated as on the date of approval of these financial statements. Due to the nature of the pandemic, the Company will continue to monitor developments to identify significant uncertainties in future periods, if any.

49. The Company has policy to recognise revenue from operations & maintenance (O&M) over the period of the contract on a straight-line basis. O&M agreement of 111 WTGs (31 March 2021 Nil WTGs) has been cancelled/modified with different customers and also services amounting to ₹ 3582.70 Lakhs are yet to be billed for which services have been rendered. The company's management expects no material adjustments in the standalone financial statements on account of any contractual obligation and taxes & interest thereon, if any.

50. The Company incorporated wholly-owned subsidiaries (hereafter called as SPVs) under RfS (request for selection) for setting up wind farm projects as awarded by Solar Energy Corporation of India (SECI) under Tranche-III & IV (300MW). Thereafter, the Company has invested funds in SPVs in the form of equity shares and Inter Corporate Deposit for the execution of projects. As on March 31, 2022, there are 6 subsidiaries in which projects are yet to be started. The company had invested amounting to ₹ 6 Lakhs and ₹ 856 Lakhs in the Equity shares and Inter Corporate Deposit respectively in 6 SPVs. In the view of the management, the Company will be able to realise the money from SPVs once the project will commission subject to the outcome of the resolution of the matter if any with the regulators and improvement in its future operational performance and financial support from the Company.

51. Company incorporated a Wholly-owned subsidiary namely "Wind Four Renergy Private Limited" (WFRPL) for setting up wind farm projects as awarded by Solar Energy Corporation of India (SECI) under Tranche - I (50W). The Company had invested funds in WFRPL in the form of Equity Share Capital for the execution of project. The company had invested amounting to ₹ 2,591.40 Lakhs in the Equity Shares. The Company had filed an appeal against the Central Electrical Regulatory Commission (CERC) order dtd. 08th March, 2021 in Appellate Tribunal for Electricity ("APTEL") for further extension of scheduled commission date (SCoD) and APTEL vide its order dtd. 11th January 2022 condoned the delay and extended the SCoD from its date of order. Subsequently, CERC filed an appeal against the APTEL order in Honorable Supreme Court and which is pending for disposal. In view of the management, the Company will be able to realize the money from WFRPL once the project will commission subject to the outcome of litigation and improvement in its future operational performance and financial support from the Company.



INOX GREEN ENERGY SERVICES LIMITED (formerly Known as Inox Wind Infrastructure Services Limited)
Notes to the standalone financial statements for the year ended 31 March 2022

52: Corporate Social Responsibilities (CSR)

The Company was not having net worth of rupees five hundred crore or more, or turnover of rupees one thousand crore or more or a net profit of rupees five crore or more during the immediately preceding financial year and hence, provisions of Section 135 of the Act are not applicable to the Company during the year.

53: Other statutory informations:

(i) The company does not have any transaction with the companies struck off under SEC 248 of the Companies Act 2013 or section 560 of the Companies Act 1956 during the year ended March 31, 2022 and March 31, 2021.

(ii) There are no changes or satisfaction which are to be registered with the registrar of companies during the year ended March 31, 2022 and March 31, 2021 except below:

For year ended 31 March 2022:

₹ in lakhs

Charge Holder Name	Location of ROC	Amount of Charges	Delay in months	Reason for delay
Arka Fincap Limited	Ahmedabad	3,000	Nil	Nil

For year ended 31 March 2021:

₹ in lakhs

Charge Holder Name	Location of ROC	Amount of Charges	Delay in months	Reason for delay
Nil	Nil	Nil	Nil	Nil

(iii) The Company complies with the number of layers of companies in accordance with clause 87 of Section 2 of the Act read with the Companies (Restriction on number of layers) rules 2017 during the year ended March 31, 2022 and March 31, 2021.

(iv) The Company has not invested or traded in cryptocurrency or virtual currency during the year ended March 31, 2022 and March 31, 2021.

(v) No proceedings have been initiated on or are pending against the company for holding Benami property under the Prohibition of Benami Property Transaction Act 1988 (as amended in 2016) (formally the Benami Transactions (Prohibition) Act, 1988 (45 of 1988) and Rules made thereunder during the year ended March 31, 2022 and March 31, 2021.

(vi) The Company has not been declared a wilful defaulter by any bank or financial institution or government or any government authorities during the year ended March 31, 2022 and March 31, 2021.

(vii) The Company has not entered into any scheme of arrangement approved by the competent authority in terms of sections 232 to 237 of the Companies Act 2013 during the year ended March 31, 2022 and March 31, 2021.


(viii) During the year ended March 31, 2022 and March 31, 2021, the Company has not surrendered or disclosed as income any transactions not recorded in the books of accounts in the course of tax assessments under the Income Tax Act, 1961 (such as search or survey or any other relevant provisions of the Income Tax Act 1961).

(ix) During the year ended March 31, 2022 and March 31, 2021, the Company has not advanced or loaned or invested funds (either borrowed funds or the share premium or kind of funds) to any other person or entities, including foreign entities (Intermediaries) with the understanding (whether recorded in writing or otherwise) that the intermediary shall:

- directly or indirectly lend or invest in other persons or entities identified in any manner whatsoever by or on behalf of the company (ultimate beneficiaries) or
- provide any guarantee, security or the like to or on behalf of the ultimate beneficiaries.

(x) Except below, During the year ended March 31, 2022 and March 31, 2021, the Company has not received any funds from any persons or entities including foreign entities (Funding party) with the understanding (whether recorded in writing or otherwise) that the company shall :

- directly or indirectly lend or invest in other persons or entities identified in any manner whatsoever by or on behalf of the funding party (ultimate beneficiaries) or



b. provide any guarantee, security or the like on behalf of the ultimate beneficiaries.


Funding Party/Ultimate Beneficiary party	Fund Received (ICD) (₹ in Lakhs)	Fund Paid (ICD) (₹ in Lakhs)	Date of Fund Received and Date of Fund advanced	Party to whom Funds Given
Inox Wind Limited	551.31	551.31	Various Dates	Marut Shakti Energy India Limited
Inox Wind Limited	1.48	1.48	Various Dates	Satviki Energy Private Limited
Inox Wind Limited	1.48	1.48	Various Dates	Sarayu Wind Power (Tallimadugula) Private Limited
Inox Wind Limited	3.06	3.06	Various Dates	Vinirraa Energy Generation Private Limited
Inox Wind Limited	2.63	2.63	Various Dates	Sarayu Wind Power (Kondapuram) Private Limited
Inox Wind Limited	212.88	212.88	Various Dates	RBRK Investments Limited
Inox Wind Limited	79.43	79.43	Various Dates	Wind Four Renergy Private Limited
Inox Wind Limited	0.78	0.78	Various Dates	Vasuprada Renewables Private Limited
Inox Wind Limited	1.66	1.66	Various Dates	Tempest Wind Energy Private Limited
Inox Wind Limited	1.50	1.50	Various Dates	Aliento Wind Energy Private Limited
Inox Wind Limited	2.25	2.25	Various Dates	Flutter Wind Energy Private Limited
Inox Wind Limited	1.42	1.42	Various Dates	Flurry Wind Energy Private Limited
Inox Wind Limited	1.61	1.61	Various Dates	Vuelta Wind Energy Private Limited
Inox Wind Limited	1.45	1.45	Various Dates	Suswind Energy Private Limited
Inox Wind Limited	0.57	0.57	Various Dates	Ripudaman Energy Private Limited
Inox Wind Limited	0.71	0.71	Various Dates	Vibhav Energy Private Limited
Inox Wind Limited	1.37	1.37	Various Dates	Vigodi Wind Energy Private Limited
Inox Wind Limited	0.83	0.83	Various Dates	Haroda Wind Energy Private Limited
Inox Wind Limited	1.27	1.27	Various Dates	Ravapar Wind Energy Private Limited
Inox Wind Limited	1.44	1.44	Various Dates	Khatiyu Wind Energy Private Limited
Inox Wind Limited	2,200.84	2,200.84	Various Dates	Resco Global Wind Service Private Limited

In respect of above transaction, the company has complied relevant provisions of the Foreign Exchange Management Act, 1999, Companies Act 2013 and Prevention of Money-Laundering Act, 2002 to the extent applicable.

(xi) Quarterly returns or statements of the current assets filed by the Company with banks or financial institutions are in agreement with books of accounts except below:-


For the year ended 31 March 2022

Name of Lender and Type of facilities	Return period/Type	Value as per returns submitted	Value as per books of accounts	Reconciliation amount	Reason of material discrepancies
Yes Bank and ICICI Bank (Cash Credit/Working Capital/Demand Loan)	June'21 (Debtors)	26,785.05	26,940.95	155.90	The reported amount reconciles with gross debtors
Yes Bank and ICICI Bank (Cash Credit/Working Capital/Demand Loan)	June'21 (Inventory)	33,627.00	34,769.28	1,142.28	
Yes Bank and ICICI Bank (Cash Credit/Working Capital/Demand Loan)	Sep'21 (Debtors)	28,780.00	28,879.77	99.77	The reported amount reconciles with gross debtors
Yes Bank and ICICI Bank (Cash Credit/Working Capital/Demand Loan)	Sep'21 (Inventory)	30,460.00	40,001.74	9,541.74	
Yes Bank and ICICI Bank (Cash Credit/Working Capital/Demand Loan)	Dec'21 (Debtors)	7,987.00	6,158.84	(1,828.16)	The reported amount reconciles with gross debtors
Yes Bank and ICICI Bank (Cash Credit/Working Capital/Demand Loan)	Dec'21 (Inventory)	1,274.00	1,274.48	0.48	
Yes Bank and ICICI Bank (Cash Credit/Working Capital/Demand Loan)	March'22 (Debtors)	6,239.09	7,068.97	829.88	The reported amount reconciles with gross debtors
Yes Bank and ICICI Bank (Cash Credit/Working Capital/Demand Loan)	March'22 (Inventory)	4,469.00	2,137.81	(2,331.19)	



For the year ended 31 March 2021

Name of Lender and Type of facilities	Return period/Type	Value as per returns submitted with lenders	Value as per books of accounts	Reconciliation amount	Reason of material discrepancies
Yes Bank and Indusind Bank (Cash Credit/Working Capital/Demand Loan)	June'20 (Debtors)	25,872.00	26,152.00	280.00	The reported amount reconciles with gross debtors
Yes Bank and Indusind Bank (Cash Credit/Working Capital/Demand Loan)	June'20 (Inventory)	32,996.00	32,882.20	(113.80)	
Yes Bank and Indusind Bank (Cash Credit/Working Capital/Demand Loan)	Sep'20 (Debtors)	25,095.00	27,712.20	2,617.20	The reported amount reconciles with gross debtors
Yes Bank and Indusind Bank (Cash Credit/Working Capital/Demand Loan)	Sep'20 (Inventory)	34,895.00	34,490.49	(404.51)	
Yes Bank and Indusind Bank (Cash Credit/Working Capital/Demand Loan)	Dec'20 (Debtors)	25,296.00	25,629.30	333.30	The reported amount reconciles with gross debtors
Yes Bank and Indusind Bank (Cash Credit/Working Capital/Demand Loan)	Dec'20 (Inventory)	34,381.00	34,477.32	96.32	
Yes Bank and Indusind Bank (Cash Credit/Working Capital/Demand Loan)	March'21 (Debtors)	27,030.00	27,090.30	60.30	The reported amount reconciles with gross debtors
Yes Bank and Indusind Bank (Cash Credit/Working Capital/Demand Loan)	March'21 (Inventory)	35,067.00	32,719.80	(2,347.20)	



54: The Code on Social Security, 2020 ('Code') relating to employee benefits during employment and post-employment benefits has received Presidential assent on 28 September 2020. The Code has been published in the Gazette of India. However, the effective date of the Code is yet to be notified and final rules for quantifying the financial impact are also yet to be issued. In view of this, the Company will assess the impact of the Code when relevant provisions are notified and will record related impact, if any, in the period the Code becomes effective.

55: There have been no delays in transferring amounts required to be transferred to the Investor Education and Protection Fund.

56: The Previous year Figures have been regrouped, wherever necessary to confirm the current year Presentation

57: The company has a comprehensive system of maintenance of information and documents as required by the Goods and Services Act ("GST Act"). Since the GST Act requires existence of such information and documentation to be contemporaneous in nature, books of accounts of the company are also subject to filing of GST Periodic and Annual Return as per applicable provisions of GST Act to determine whether the all transactions have been duly recorded and reconcile with the GST Portal. Adjustments, if any, arising while filing the GST Annual Return shall be accounted for as and when the return is filed for the current financial year. However, the management is of the opinion that the aforesaid annual return will not have any material impact on the Standalone financial statements.

58: The Company incorporated following wholly-owned subsidiaries (hereafter called as SPVs) under RfS (Request for Selection) for setting up 250 MW wind farm projects as awarded by Solar Energy Corporation of India (SECI). As on 31 March 2022, there are inter alia 5 SPVs in which project progress is as below:


a) The extended scheduled commissioning date (SCoD) of SPV "Nani Virani Wind Energy Private Limited" was 12 September 2021. Considering office memorandum dated 17 March, 2022 issued by Ministry of New and Renewable Energy, the Company requested for the time extension in the SCoD of the said project of 50MW by 3 months vide letter dated 24 March 2022 and same is pending as on date. The management is in discussion with authorities for necessary approvals/extension.

b) For SPVs namely "Haroda Wind Energy Private Limited", "Khatiyu Wind Energy Private Limited", "Ravapar Wind Energy Private Limited" and "Vigodi Wind Energy Private Limited", the Holding Company has filed petition on 22 March 2022 before Central Electricity Regulatory Commission (CERC), New Delhi for termination of letter of award dated 03 November 2017, Power Purchase Agreement (PPA) dated 27 December 2017 for 200 MW, for relieving from financial implication and releasing of respective bank guarantees. The same is pending before CERC.


As per our report of even date attached
For Dewan PN Chopra & Co.
Chartered Accountants
Firm's Registration No 000472N

Sandeep Dahiya
Partner
Membership No. 505371

For and on behalf of the Board of Directors


Vineet Valentine Davis
Director
DIN : 06709239


Manoj Dixit
Director
DIN : 06709232


Govind Prakash Rathor
Chief Financial Officer


Pooja Paul
Company Secretary

Place : New Delhi
Date : 13 May 2022

Place : Noida
Date : 13 May 2022

